



Beal **B**

HIGHLY FRIENDLY

W
24
25
R
K
**B
O
O
K**
P
R
O

EN



**“Opening up new routes, every day,
by merging freedom and safety,
business and friendship,
demand level and loyalty.”**

Company's Purpose, BEAL

CLIMBER friendly,
ROPE friendly,
PLANET friendly.

«BEAL is a family story, but it is also a story of friendship. It is these values of sharing, respect and commitment that we have inherited and that we want to pass on to future generations. This is also what we want to embody through our products experiences for athletes and professionals in the vertical world. At BEAL we promote an adventurous and friendly lifestyle with care to protect and simplify people's daily lives.

Highly Friendly,»

*Frédéric Beal,
General Manager*

Highly Friendly,



CLIMBER friendly.

**Between heritage and innovation,
discover the new design identity of BEAL products.**

In 2024, BEAL is embracing a new visual identity highlighted by Pantone 2627C, a bold purple representing our audacity and commitment. This signature color is featured across our entire new product range, ensuring consistency and immediate recognition.

Our designs now emphasize contact areas with the body for enhanced comfort and intuitiveness. The color combinations provide a rich variety, allowing everyone to create their own unique experience.



A new product range dedicated to enjoyment and freedom.

Our new product lines are designed to be truly functional, easy to use, and accessible to all.

We have chosen vibrant colors and bold combinations that resonate with our vision of pleasure and freedom in climbing.

Our products are designed to meet the needs of all climbers, offering solutions to universal challenges.

a philosophy more than a tagline



«Highly Friendly» is :

Being respectful as well as respected by our partners and clients.

Developing products that work together as a whole : they are in a sense “friendly” to each other.

Working with transparency and honesty.

A tribute to verticality in all its facets : climbing, rope access, alpinism, fall arrest, and so many more.

A tribute to our roots, where it all began:

A FAMILY story. A story about FRIENDS.



HIGHLY
FRIENDLY

ROPE friendly.

Equipment Designed to Protect Your Ropes.

As a global leader in rope manufacturing, we integrate our extensive expertise into the design of all our products. We ensure that every rope-to-metal connection is optimized to protect your ropes and extend their lifespan. Our rope expertise drives the creation of our entire range: connectors, belay devices, harnesses, and more.



PLANET friendly.

From the beginning, BEAL has acted as a responsible player in the outdoor market. We never overstock or waste resources, and we never deplete the Earth's resources beyond our customers' needs.

Reforestation and Positive Impact

Since 1997, through our reforestation initiative in Madagascar, we have planted over 2 million trees. For every dynamic rope sold, we plant a tree. This is our way of giving back to the planet.

Commitment to Sustainable and Responsible Economy.

In France, our new headquarters and production site have been entirely designed to reduce our carbon footprint. We have installed photovoltaic panels for clean energy and implemented an innovative waste management system, transforming non-recyclable waste into resources through upcycling.

A World First: 100% Recycled Ropes

Always at the forefront of sustainability, BEAL presents a world innovation with the first low carbon impact ropes in history. The SunRise 9.2 and SunUp 8.4 ropes are made from 100% chemically recycled polyamid. This unique recycling process significantly reduces the carbon footprint.

The Nexis CC yarn used for the SunRise and SunUp ropes generates 1.53 kg of CO2 per kg of polyamid 6, compared to 6.97 kg of CO2 for traditional polyamid. This results in a 78% reduction in the carbon footprint! Unlike many recycled products that generate more CO2 than new materials, our SunRise and SunUp ropes fully uphold our ecological commitment.





SUMMARY



| | |
|--|--------------|
| Beal services | 8-9 |
| Beal innovations | 10-11 |
| Work restraint, work position, fall arrest, suspension, anchor | 12-13 |
| Notions of falling for work at height | 14-15 |
| Verticality | 16-29 |
| Work restraint..... | 16-17 |
| Short-term work on roof..... | 18-19 |
| Fall arrest & work positioning..... | 20-21 |
| Suspension : access the workstation..... | 22-23 |
| Suspension : descent & work..... | 24-25 |
| Work in specific environments..... | 26-29 |
| Equipment | 30-79 |
| Performances chart : Ropes | 30-31 |
| Ropes for difficult area access..... | 32-33 |
| Floating rope & rope for difficult area access..... | 34 |
| Dynamic ropes..... | 35 |
| Rescue ropes..... | 35 |
| Ropes resistant to high temperatures..... | 36 |
| Ropes resistant to chemical products..... | 37 |
| Intervention ropes..... | 38 |
| Special ropes..... | 39 |
| Lightweight ropes..... | 39 |
| Ropes for tree work..... | 41 |
| Ropes for prusiks..... | 41 |
| Performances chart : Accessory cords, webbing, flat slings, anchors, lanyards | 42-43 |
| Accessory cords..... | 44 |
| Webbing..... | 44 |
| Flat slings..... | 44 |
| Anchors..... | 45 |
| Adjustable lanyards..... | 45 |
| Not adjustable lanyards..... | 46 |
| Fall arrest lanyards..... | 47 |
| Performances chart : Harness | 49 |
| Fall arrest harness..... | 51 |
| Workstation belt..... | 51 |
| Fall arrest, rope access and work positioning harness..... | 52-54 |
| Rescue harness..... | 55 |
| Harness accessories..... | 56-57 |
| Helmet..... | 58-59 |
| Performances chart : Locking connector, quick links, rigging plates and swivel, pulleys | 60-61 |
| Locking connector..... | 62-63 |
| Quick links..... | 65 |
| Rigging plates and swivel..... | 65 |
| Pulleys..... | 65 |
| Fall arrest..... | 67-68 |
| Descenders..... | 69 |
| Rope clamps..... | 70-71 |
| Bags..... | 72-73 |
| Work station..... | 74-75 |
| Rope protectors..... | 77 |
| Kits..... | 78 |
| Headlamps..... | 79 |
| Accessories..... | 79 |

BEAL SERVICES

Discover Beal Services: simplicity, accessibility, and customer support.

At BEAL, we have always been more than just a manufacturer of equipment for working at height. As the world leader in ropes, we have consistently sought to offer complete solutions for verticality. Today, we go even further by providing innovative services that simplify our customers' lives and free them from administrative constraints.

SERVICES TO FREE YOUR MIND

We understand that your time is valuable. That's why BEAL offers comprehensive customer support to help you manage the purchase, management, and control of Personal Protective Equipment (PPE). We want you to focus on your job without worrying about bureaucratic tasks.



IRATA TRAINING CENTER : A UNIQUE EXPERIENCE

BEAL is also opening its IRATA training center, one of the finest in France. Our training sessions are scripted to provide an enjoyable experience and ensure better retention of information. After your training, you will have access to exclusive digital content to review the various topics covered.

SALES TRAINING FOR RESELLERS AND END CUSTOMERS

Finally, we offer sales training for all our resellers and end customers. Come learn about our products, our brand, and the sales pitch to better sell our solutions.

At BEAL, we are committed to providing services that simplify your daily life while bringing you innovative and accessible solutions. Together, let's make verticality a safer and more enjoyable playground.

INNOVATIVE AND ACCESSIBLE TRAINING



INFORMATION

We are revolutionizing training in PPE management and control. Our digital training, gamified and scripted, takes only 2 hours instead of the usual 2 days. Our training offers not just the same knowledge, but a higher quality of learning and expertise at up to a third of the cost. No more travel, accommodation costs, or lengthy employee absences. Ideal for jobs with tight schedules or high turnover.

NFC TECHNOLOGY FOR SIMPLIFIED MANAGEMENT

We are now integrating NFC chips into all our products by the end of 2024. In partnership with Scannable, a free access software solution, we offer the ability to easily manage your PPE inventory. Simply scan your products with a phone to instantly access all the information: serial number, manufacturing date, and more. A huge time saver that ensures a clean and always up-to-date inventory.

SIMPLIFIED TRACKING AND TRACEABILITY

With Scannable, you can track the lifecycle of your gear and access all manufacturer data and compliance information with a tap of your phone. Compile a detailed inventory in one place, accessible to all your team members.





BEAL TRAINING CENTER.



DURÉE DE VIE

DURABILITY OF ROPES

The durability of a rope depends above all on the way it is used, but also on numerous technical factors: The quality of yarn used ; the compactness of the rope ; its suppleness ; the braiding of the filaments of the sheath ; their twist ; their number ; the number of braids...

One other factor plays a particularly important role: the thickness of the sheath. You can check the quantity of sheath in BEAL ropes thanks to the percentage shown at the side of this pictogram.

LIFETIME OF BEAL METALLIC PPE

The lifetime of metal PPE is not limited.

Attention :

This is the potential lifetime in use.

A metal item of PPE may be destroyed during its very first use. It's inspection and control which determine if the product must be scrapped earlier.

Between uses, appropriate storage is essential.

LIFETIME OF BEAL PLASTIC AND TEXTILE PPE

5 YEARS STORAGE TIME

In good storage conditions plastic and textile BEAL PPE may be stored for up to 5 years before first use, without affecting their future lifetime in use.

10 YEARS LIFETIME IN USE

The potential lifetime of plastic and textile BEAL PPE in use is up to a maximum of 10 years.

Attention :

This is the potential lifetime in use.

An item of PPE may be destroyed during its very first use. It's inspection and control which determine if the product must be scrapped earlier. Between uses, appropriate storage is essential.

15 YEARS LIFETIME

The maximum lifetime of plastic and textile BEAL PPE is up to 15 years. Lifetime = Time in storage + time in use.

BEAL COLOR CODE

IDENTIFICATION

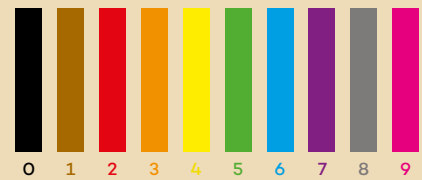
UNIQUE NUMBER

All BEAL PPE is marked with a unique number which, in addition to providing the year of manufacture, ensures traceability of the product.

BEAL COLOR CODE

BEAL slings, pre-cut ropes and lanyards are either embroidered or have a line of stitching which -dependant on the colour used- depicts the year of manufacture of the product.

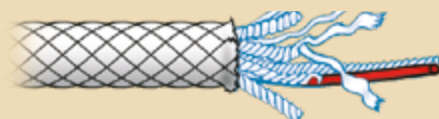

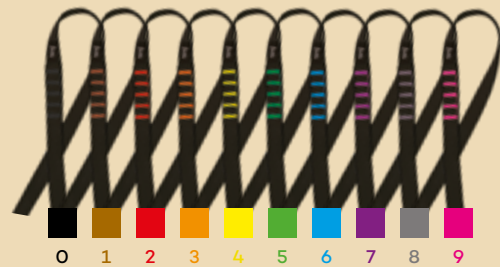
BEAL COLOR CODE



Year of manufacture

D 0 1 B 0 0 F 0 1 0 5 1 4

idN



The colour of the internal thread identifies the year of manufacture.

UNICORE

PROCESS UNICORE



An astonishing process, bonding rope sheath and core without affecting the rope's suppleness.

Even in the hardest conditions of use sheath slippage is suppressed.

If the sheath is cut or torn, core and sheath remain bonded together.

With a standard rope, if the sheath is cut by abrasion over an edge, a frequent occurrence in work at height and in rescues, it slides and gathers over some metres. It then becomes impossible to pass this zone, either to ascend or to descend.

If the problem occurs near to the end of the rope the sheath may slide off completely, and the user may fall to the ground.

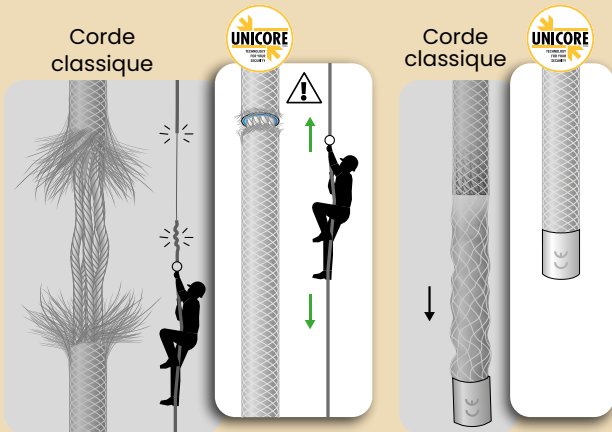
With the UNICORE process the sheath remains in place and the user may escape, either by descent or ascent, taking all necessary precautions.

He/she is not stuck without a solution on the rope.



Bonded core and sheath

The UNICORE process brings an undeniable gain in security during delicate and dangerous operations ; its advantages are many:




It allows escape if the sheath has been cut.

It prevents sheath slippage.

SCANNABLE

PPE MANAGEMENT



BEAL partners with Scannable to revolutionize PPE management.

At BEAL, our priority has always been to simplify our clients' lives while ensuring maximum safety for their teams. Today, we take a step further by officially partnering with Scannable, an innovative and open solution for managing personal protective equipment (PPE).

Why this partnership?

Unlike other brands that impose systems limited to their own products, we chose an open partner. Scannable allows you to manage your entire PPE fleet, regardless of the manufacturer. We understand that our customers use a variety of equipment, and we refuse to lock them into using only one brand. BEAL is committed to offering a solution that combines flexibility and simplicity.

How does it work?

From now on, all our ropes are equipped with NFC chips compatible with Scannable. With just one scan of your phone, you access all technical specifications, user manuals, compliance certificates, and more. These data can be directly integrated into your inventory. In the future, all BEAL PPE will be equipped with NFC chips or QR codes for even more simplified management.

A common goal: to save you time

Our collaboration with Scannable is designed to free you from the administrative and legal constraints of PPE management. With this solution, you can focus on what matters most: your work. Together, we offer you an efficient and centralized management solution, without compromise.

Scannable features:

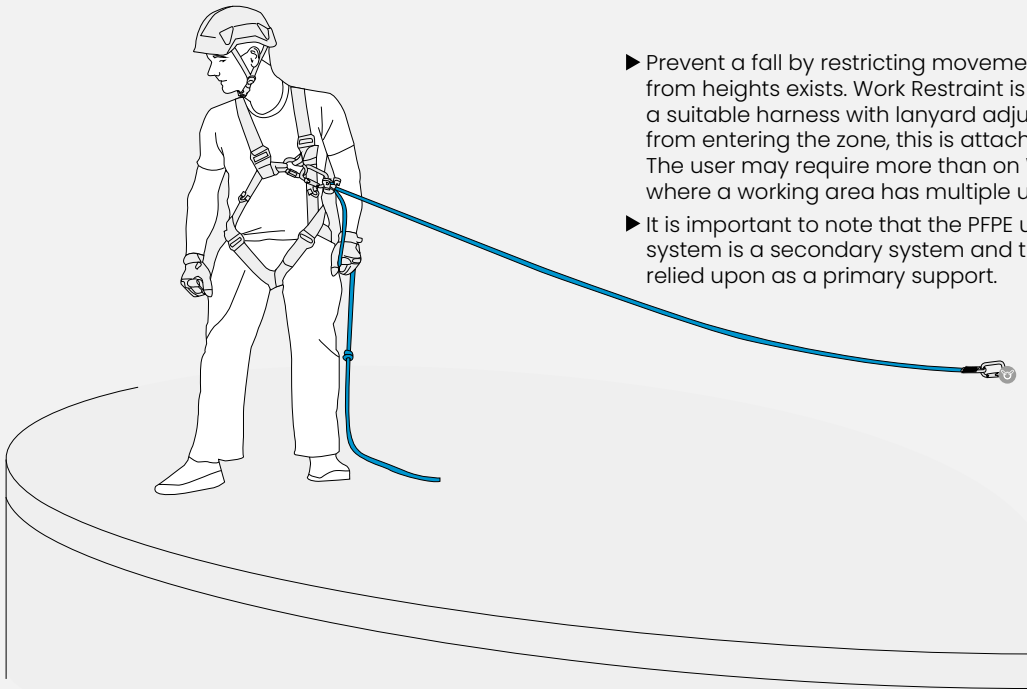
- Add team members and assign equipment easily.
- Manage equipment by bags, vehicles, clients, or locations.
- Perform mass scans for inspections and generate reports.
- Set reminders for upcoming inspections.
- Provide your team with simple and intuitive on-site management tools.
- Integrate Scannable into your existing systems with an API for centralized asset management.

This partnership represents a turning point in PPE management: an open, flexible solution always focused on efficiency.

To request a demo, contact our sales team.



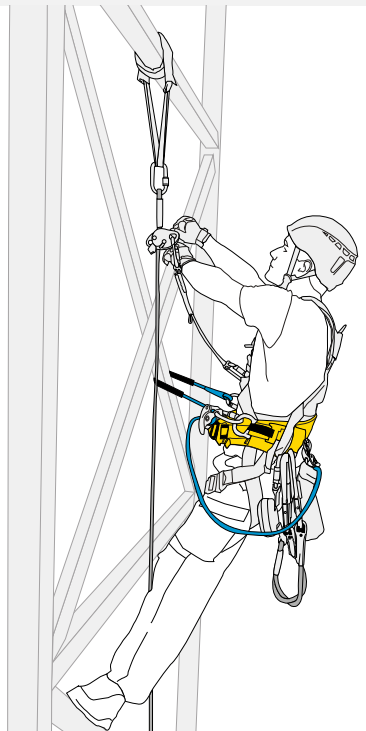
WORK RESTRAINT



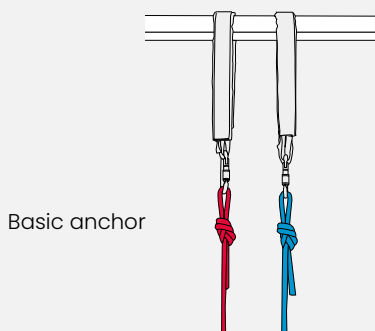
- ▶ Prevent a fall by restricting movement in a zone where a fall from heights exists. Work Restraint is achieved by incorporating a suitable harness with lanyard adjusted to prevent the user from entering the zone, this is attached to a suitable anchor. The user may require more than one Work Restraint system e.g. where a working area has multiple unprotected zones.
- ▶ It is important to note that the PFPE used in a Work Restraint system is a secondary system and therefore should not be relied upon as a primary support.

WORK POSITION

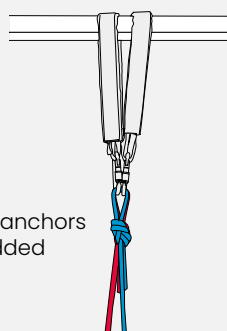
- ▶ Allows a user to be supported at work station.
- ▶ The system must be attached to a suitable anchor.
- ▶ The user is standing on his feet and the system always under tension.
- ▶ A fall arrest system must be added to the work positioning system.



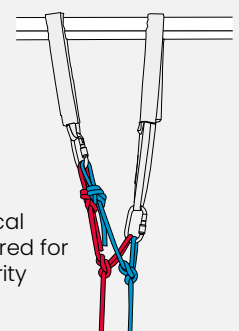
ANCHOR DEVICE CONFIGURATION



Basic anchor



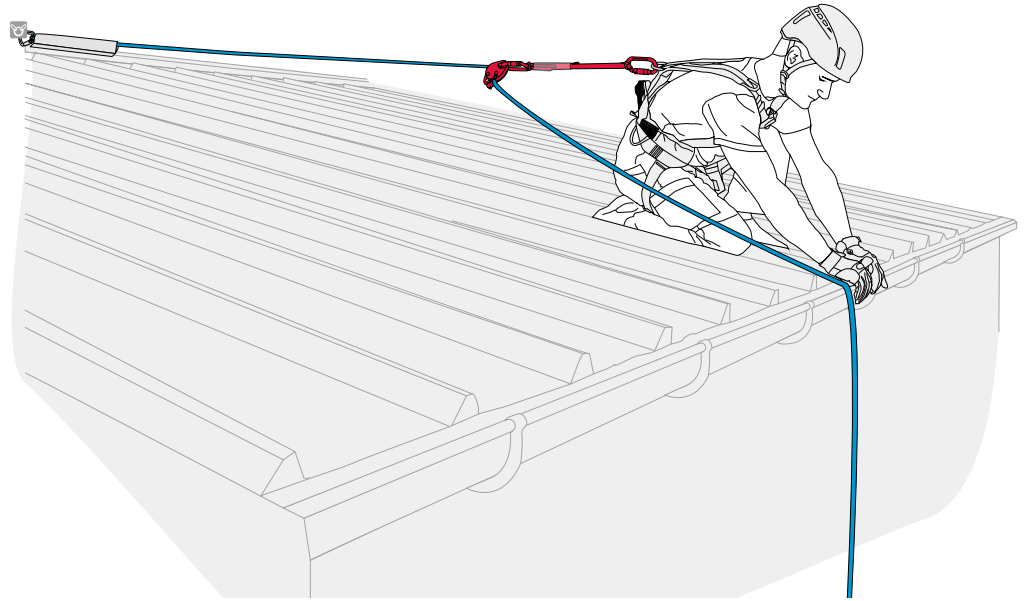
Symmetrical anchors shared for added security



Asymmetrical anchors shared for added security


FALL ARREST

- ▶ Allows a user to enter a zone where a fall from height exists. This is achieved by incorporating a Fall Arrest harness with energy absorbing lanyard which is connected to a suitable anchor limiting the impact force generated during a freefall.
- ▶ It is important to note that the PFPE used in a fall arrest system is a secondary system and therefore should not be relied upon as a primary support.

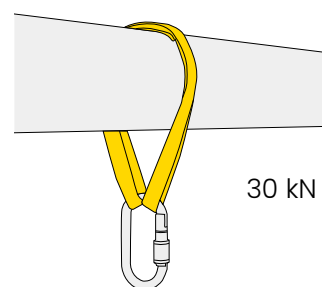
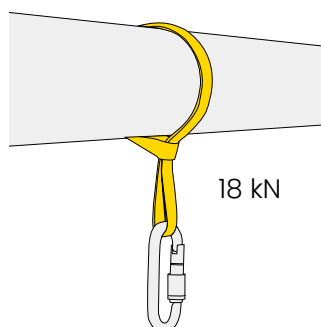


SUSPENSION

- ▶ When the user is not anymore standing on his feet, the harness he is suspending in, has to comply with 3 standards : work positioning (EN 358), fall Arrest (EN 361) and suspension (EN 813).



BREAKING LOAD, SLING 18 MM : 22 KN



NOTIONS OF FALLING FOR WORK AT HEIGHT

The height of the fall :

The longer the fall distance, the greater the energy to dissipate to avoid too violent a shock.

The height of the anchorage :

The operator should always avoid climbing above the anchor point in order to limit the fall factor.

The weight of the operator with their equipment :

The larger the mass, the greater the energy to be absorbed.

FALL FACTOR

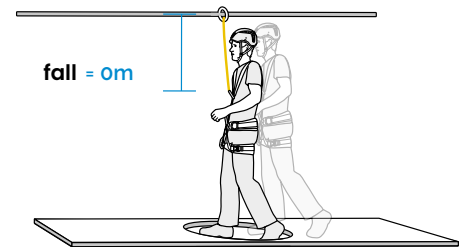
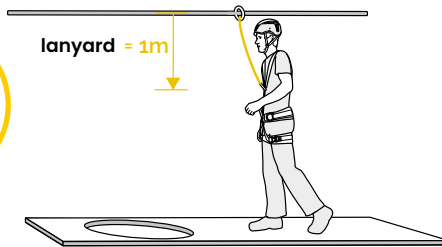
Some examples with 100kg and lanyard without energy absorber.

ZERO FALL FACTOR

The lifeline is located 1 metre above the attachment point.

$$\frac{0 \text{ m fall}}{1 \text{ m lanyard}} = \text{factor } 0$$

Impact Force < 6kN

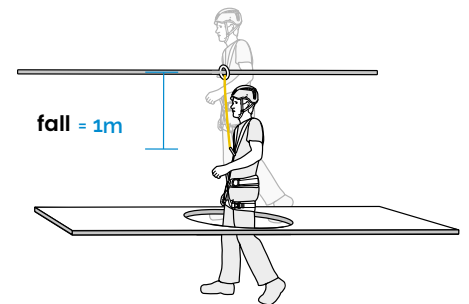
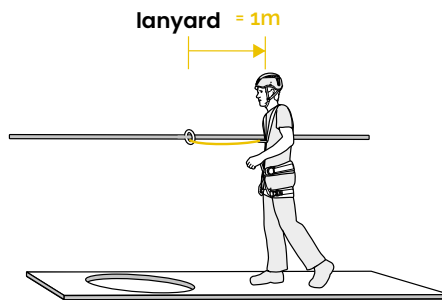


DANGER FALL FACTOR

The lifeline is located at the point of attachment.

$$\frac{1 \text{ m fall}}{1 \text{ m lanyard}} = \text{factor } 1$$

⚠ Impact Force > 6kN

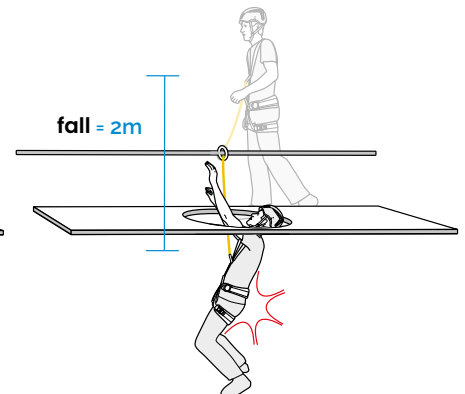
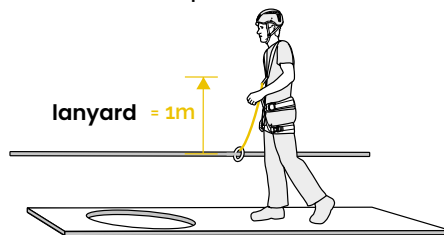


CRITICAL FALL FACTOR

The lifeline is located 1 metre below the attachment point.

$$\frac{2 \text{ m fall}}{1 \text{ m lanyard}} = \text{factor } 2$$

☠ Impact Force > 6kN



The impact force :

This is the impact suffered by the operator once the anti-fall system has absorbed some of the energy from the fall. In high-level work, the anti-fall system (energy absorber, mobile fall control, etc.) limits the impact force to 6kN for a mass of 100kg.

Any system other than that of anti-fall, does not absorb enough energy from a fall, whatever the factor (e.g. lanyard for restraint).

GROUND CLEARANCE

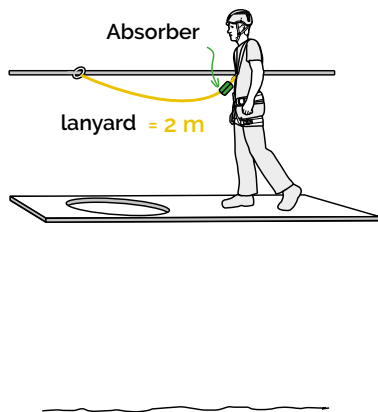
Some examples with 100kg and lanyard with an energy absorber.

CALCULATING GROUND CLEARANCE

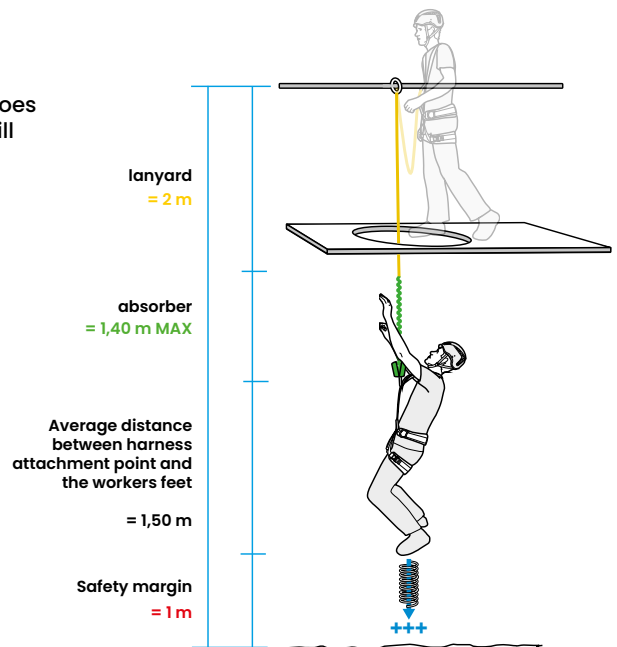
The ground clearance is the space needed under the feet of the worker so that they do not encounter the ground during a fall.

Even with a fall control system you can put yourself in danger during a fall.

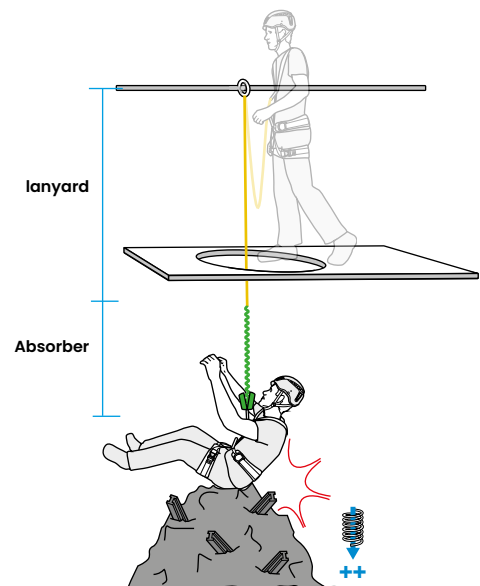
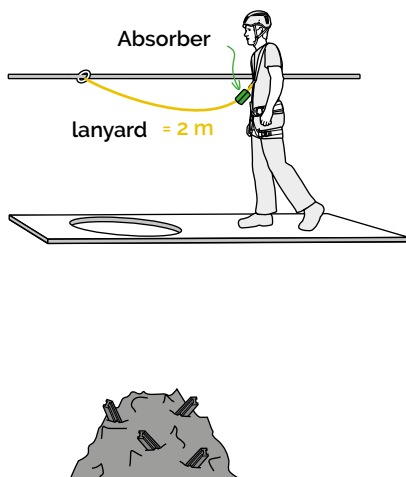
During a fall, the absorber will deploy to dissipate the energy, if the worker does not provide sufficient distance with an obstacle located below them, they will endanger themselves.



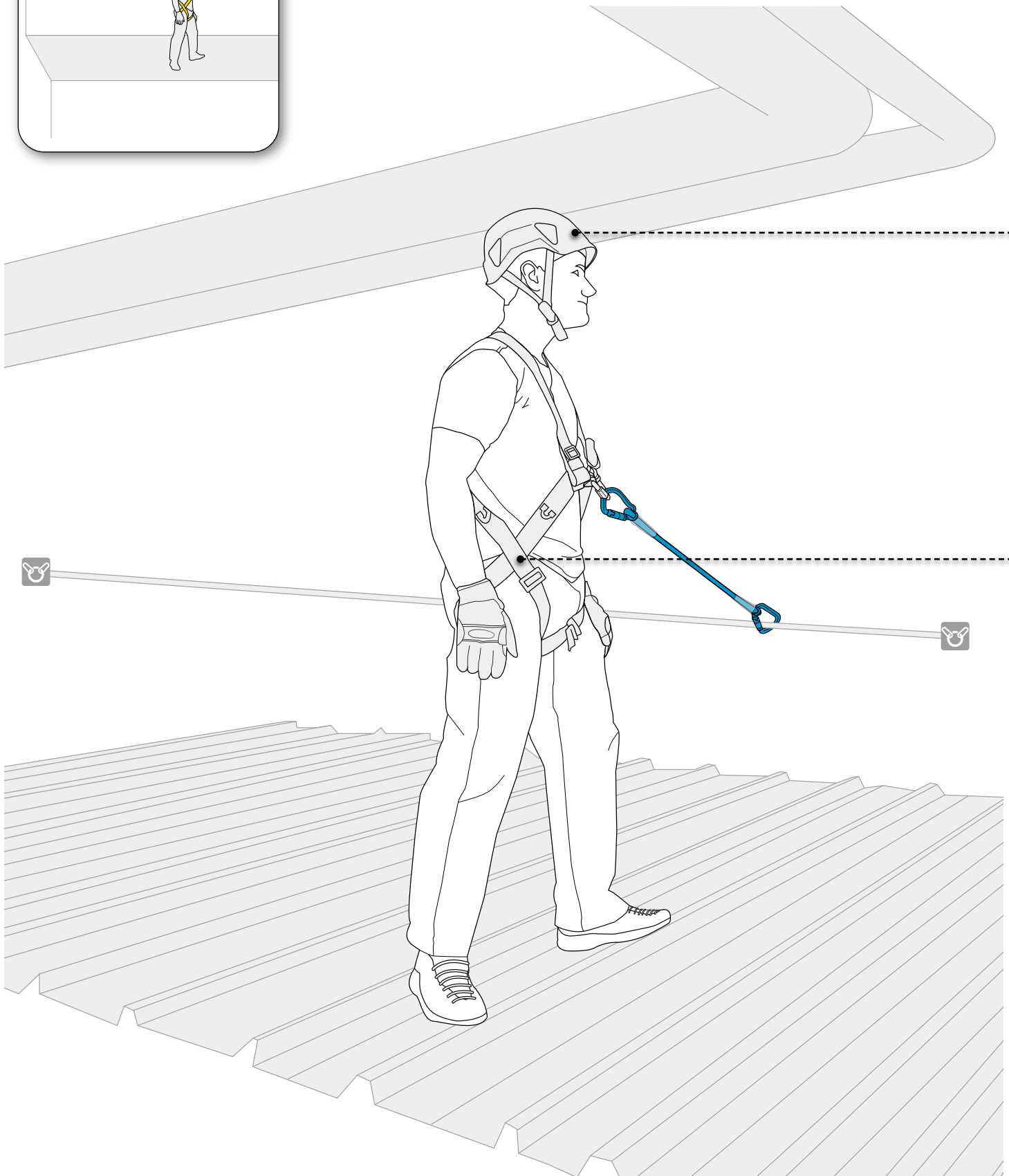
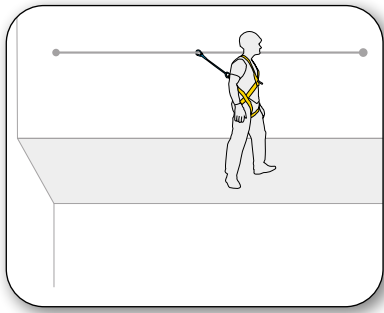
Ground Clearance = 5,90 m



WARNING IN CASE OF AN OBSTACLE



NOT ADJUSTABLE WORK RESTRAINT



QUANTUM

Light helmet featuring an ABS shell with a polystyrene liner for optimal energy absorption in case of impact. Its chinstrap opens between 15 and 25 daN in order to avoid strangulation. Certified EN 397.




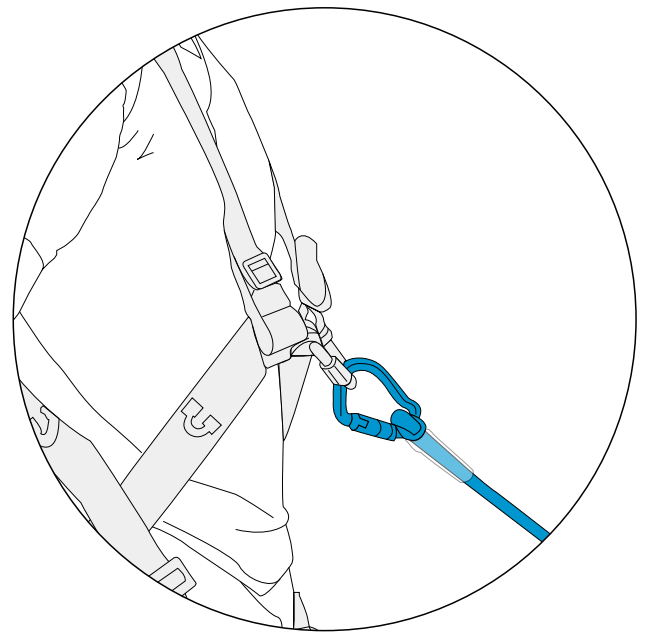
p. 59

STYX RESCUE

Lightweight and compact fall arrest harness with two attachment points: 1 sternal and 1 dorsal.



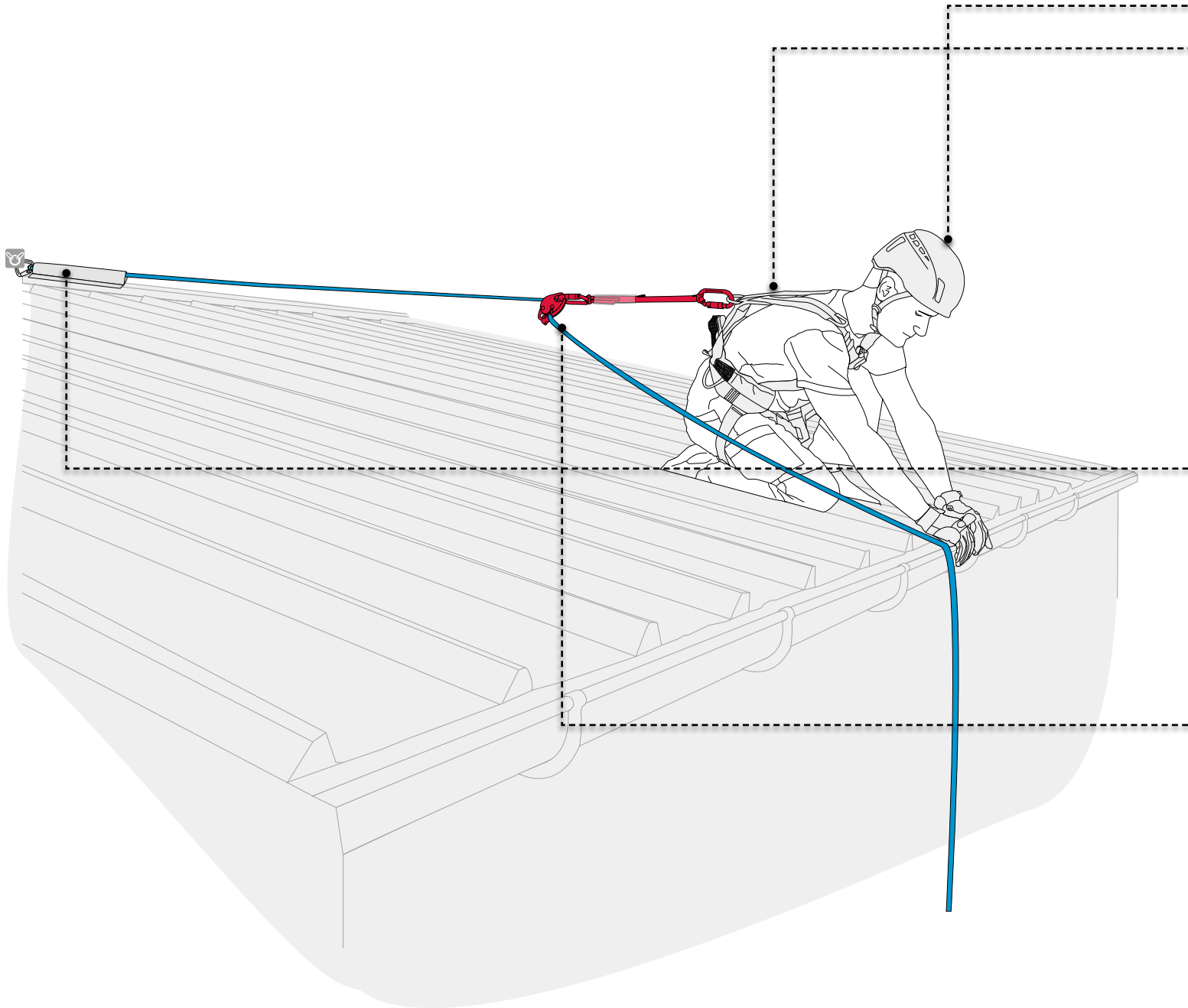
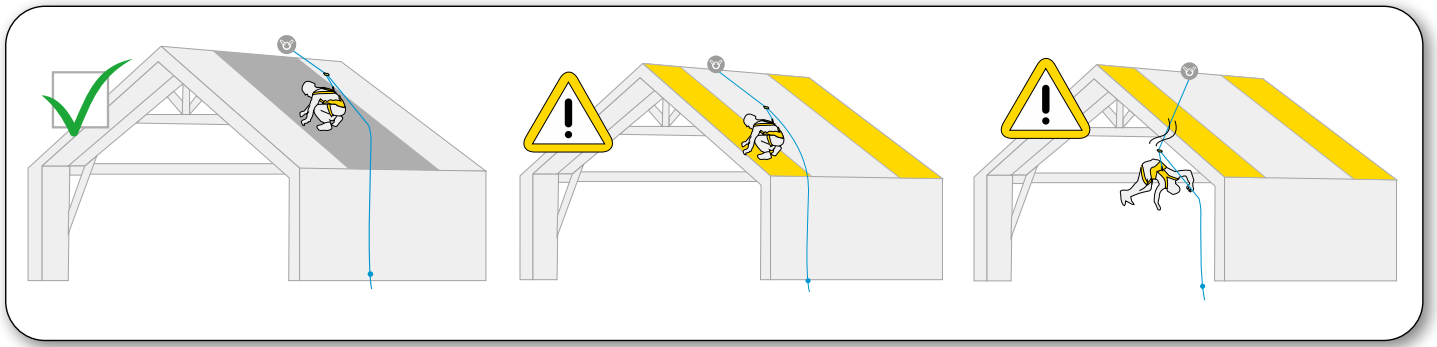
p. 51



DYNAPRO p. 46

Simple dynamic rope lanyard with sewn termination for work restraint. The dynamic characteristics of this lanyard are far superior to those of a traditional static lanyard.

SHORT-TERM WORK ON ROOF



QUANTUM

Light helmet featuring an ABS shell with a polystyrene liner for optimal energy absorption in case of impact. Its chinstrap opens between 15 and 25 daN in order to avoid strangulation. Certified EN 397.



p. 59

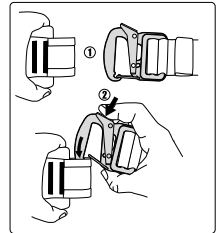


STYX FAST

A very light and compact fall arrest harness with 2 connection points : 1 sternal and 1 dorsal. Quick release buckles to the thighs and a foamed back allow a quick sitting. Versatile because it can be combined with a work position belt.



SET UP :
Lock 2 actions

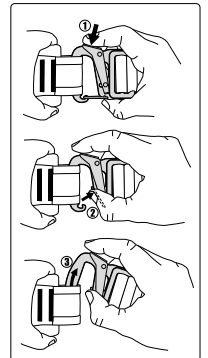


FAST BUCKLE HOOK BEAL



p. 51

SET UP :
open 3 actions



PROTECTOR

p. 77

A rope can wear very rapidly over a sharp edge. To protect it, use the PROTECTOR, an ultra-solid rope protector made of two layers of coated material.



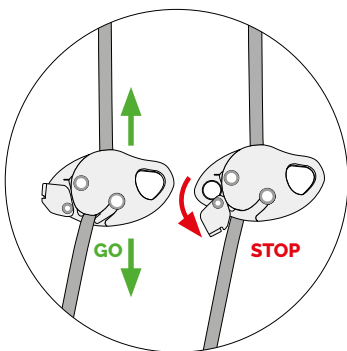
0.7 m



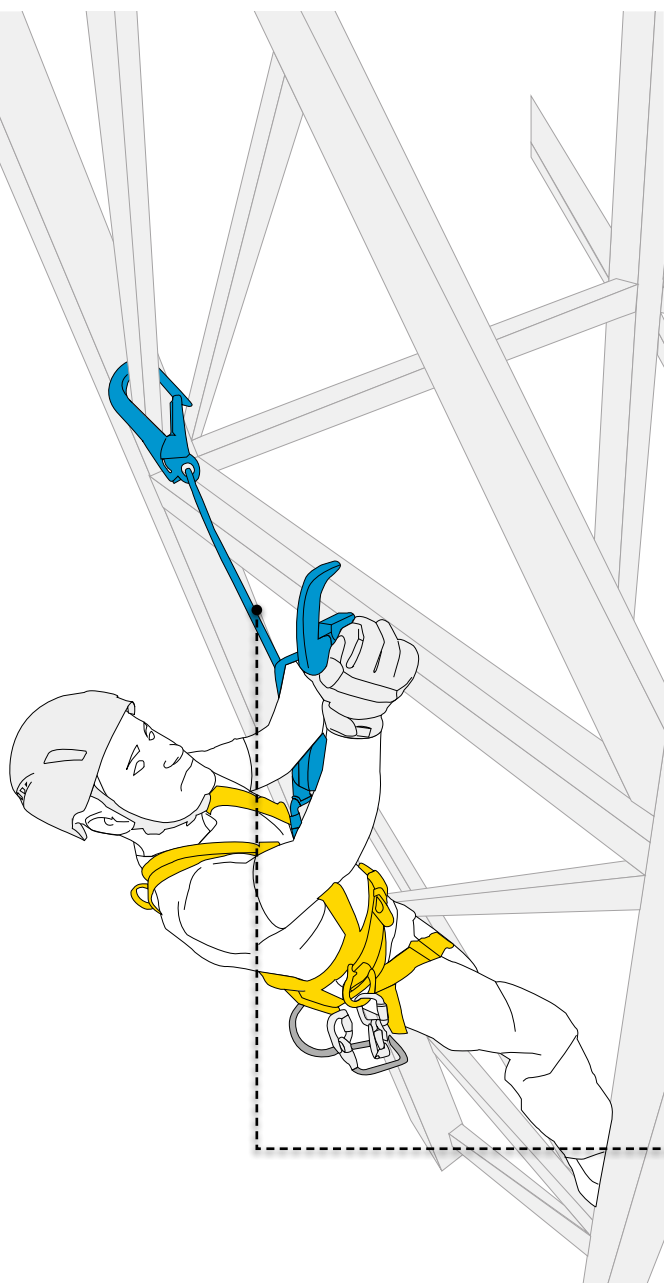
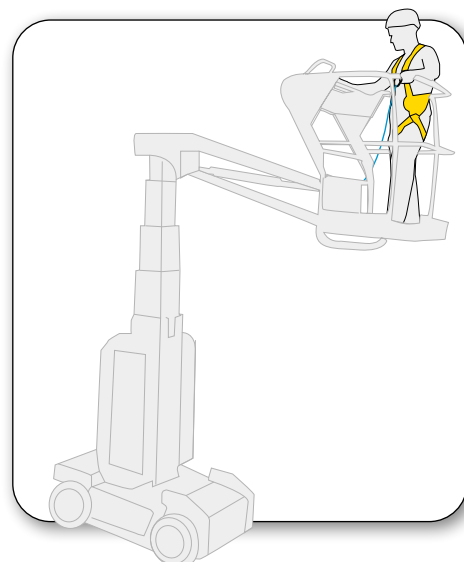
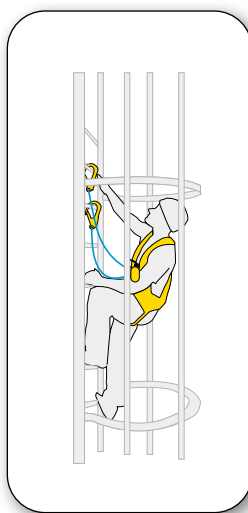
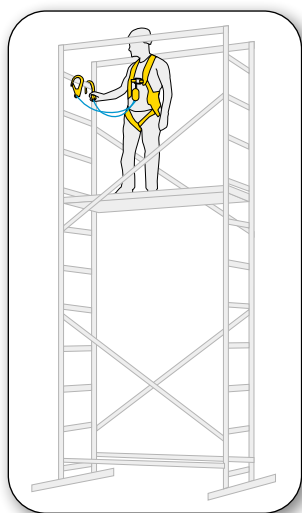
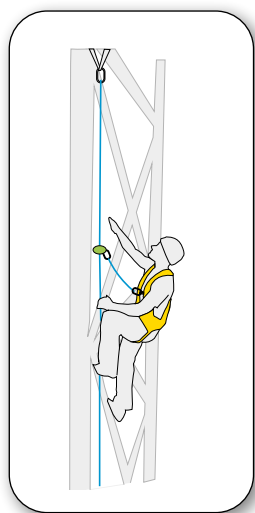
AIR-KIT 11 MM

p. 68

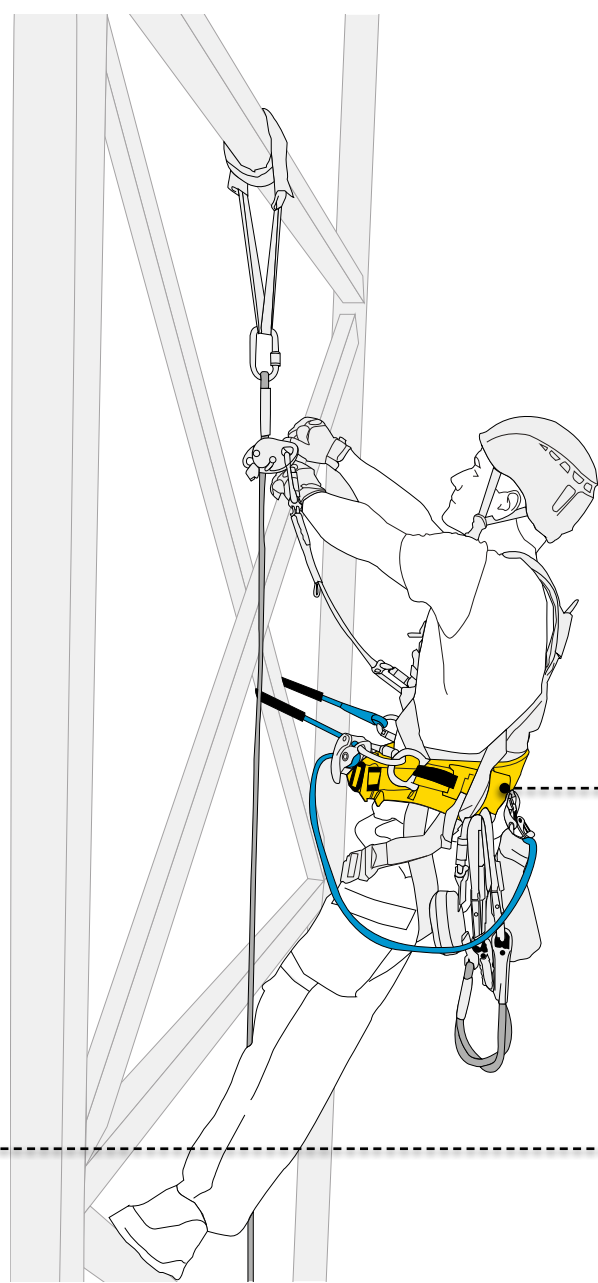
Specific kit to create a mobile fall arrest system especially adapted to vertical work or work on inclined surfaces.



FALL ARREST & WORK POSITIONING



CLIMBING



WORK POSITIONING

STYX FAST

A very light and compact fall arrest harness with 2 connection points : 1 sternal and 1 dorsal. Quick release buckles to the thighs and a foamed back allow a quick sitting. Versatile because it can be combined with a work position belt.



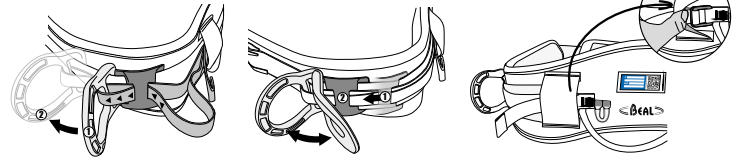
p. 51

STYX BELT

Workstation belt. This adjustable belt makes it possible to adjust positioning rings to all morphologies or all situations by a simple sliding. The quick-release buckle offers a simple opening / closing. The belt is compatible with the STYX FAST harness.

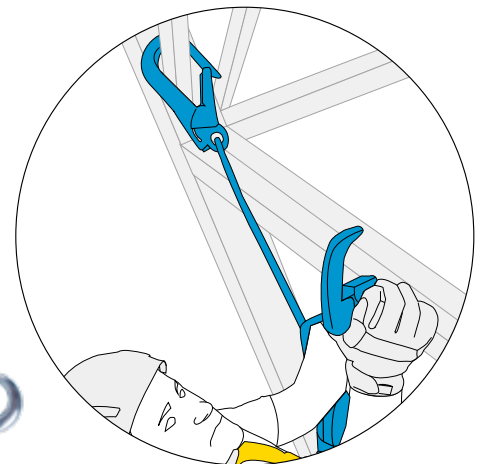
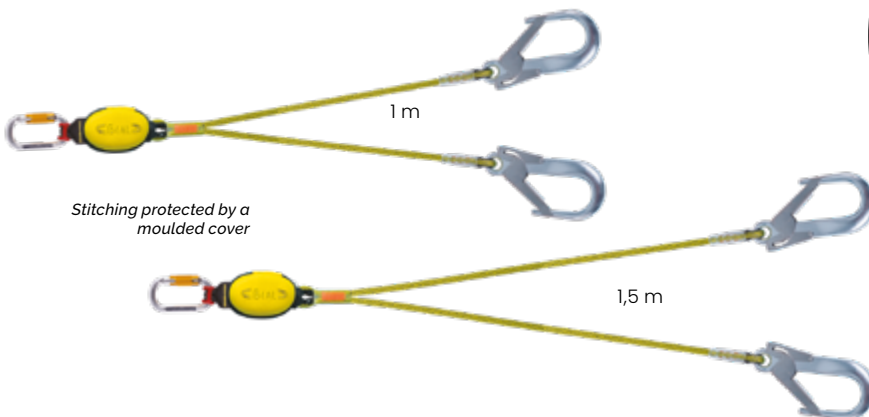


p. 51



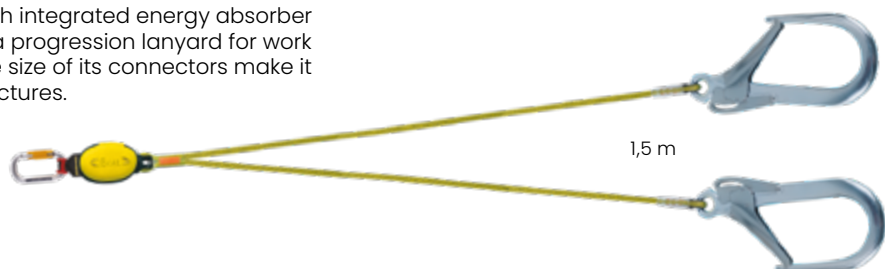
DYNAPRO-AIR V HOOK p. 47

V-shaped fall arrest lanyard with integrated energy absorber (EN355 + EN362). Designed as a progression lanyard for work environments with a fall risk, it is well adapted to structures where anchor points are cables, bars or beams.

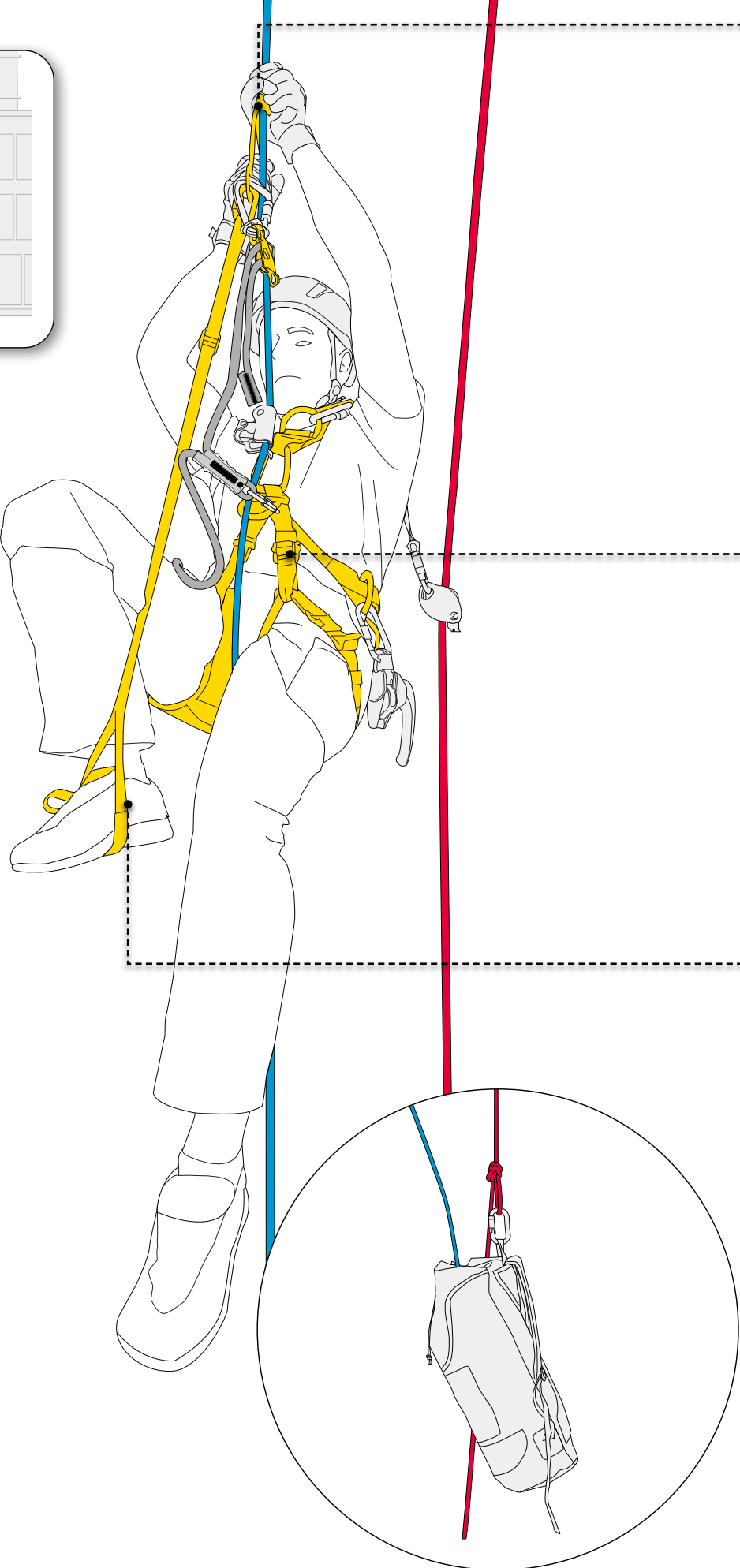
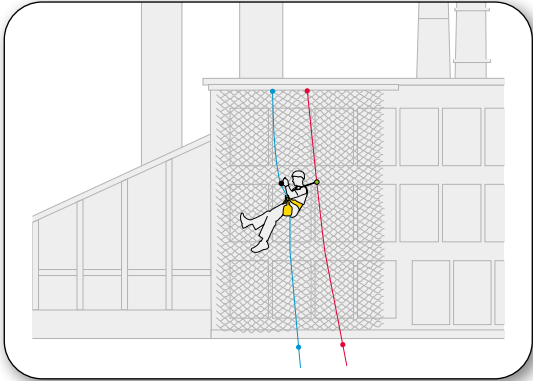


DYNAPRO-AIR V HOOK XL p. 47

V-shaped fall arrest lanyard with integrated energy absorber (EN355 + EN 362). Designed as a progression lanyard for work environments with a fall risk, the size of its connectors make it particularly suited to metal structures.



SUSPENSION : ACCESS TO THE WORKSTATION



SOLACE HOLD UP

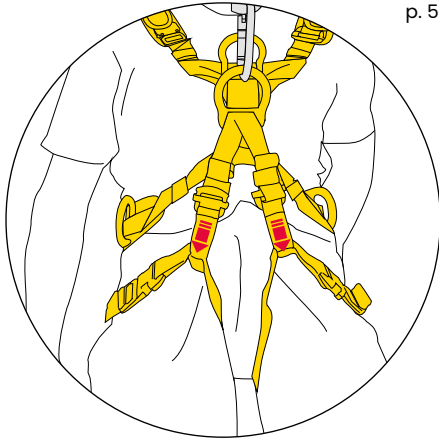


Harness for work positioning, suspension and fall arrest perfectly configured for rope access.

Very effective at ascending ropes thanks to the low position of the HOLD UP and its parallel orientation to the body.



p. 52

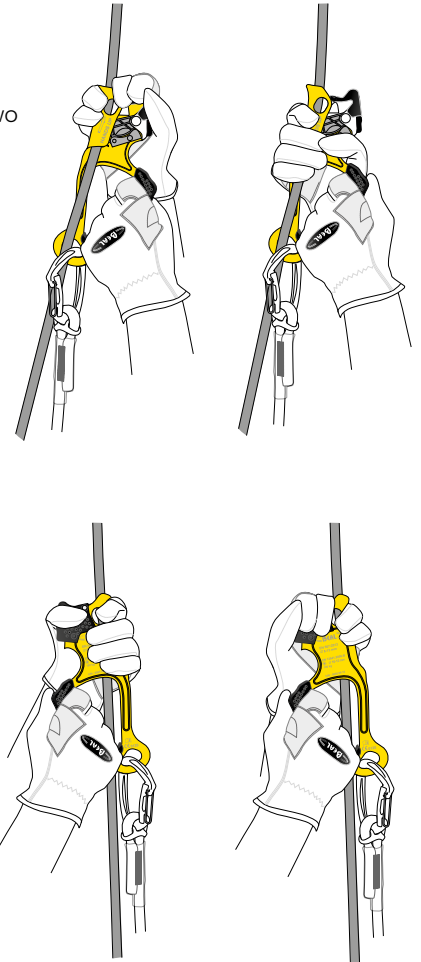


HANDS UP

Handled ascender with ergonomic design to aid rope ascents with one or two hands.



p. 71



ACCESS 11 MM p. 32

With UNICORE as standard, bonding core and sheath for maximum security in all situations.



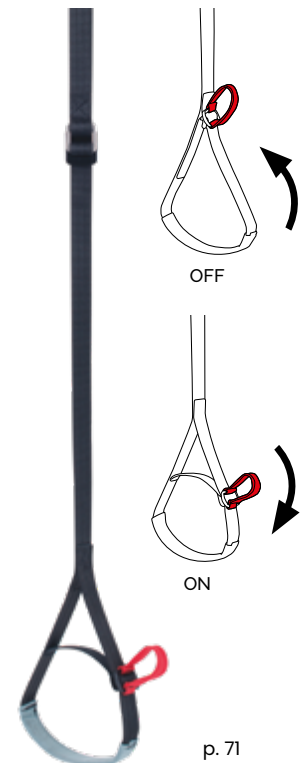
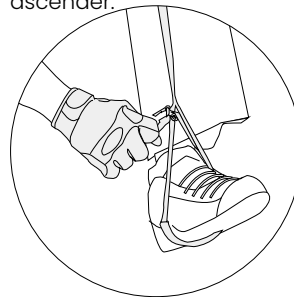
INDUSTRIE 10,5 MM p. 33

This rope is specially adapted to the requirements of work at height companies.



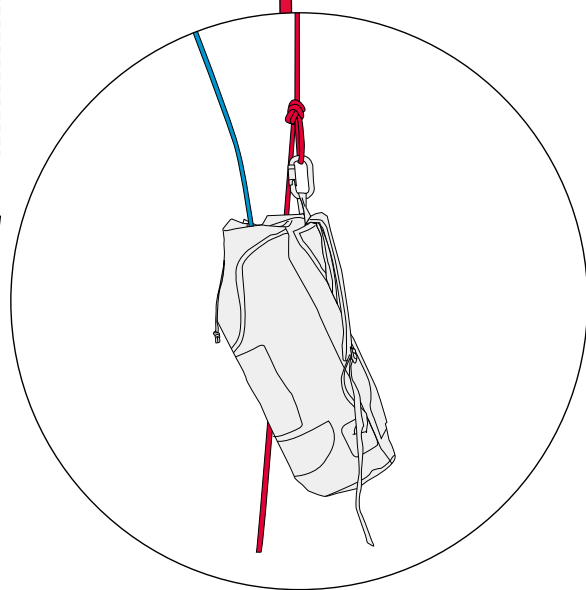

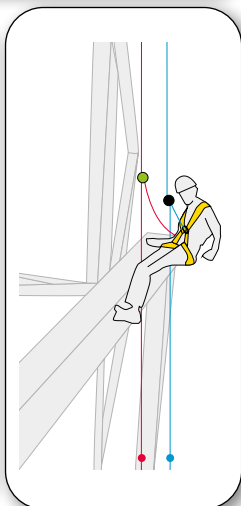
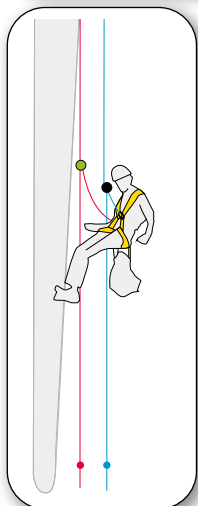
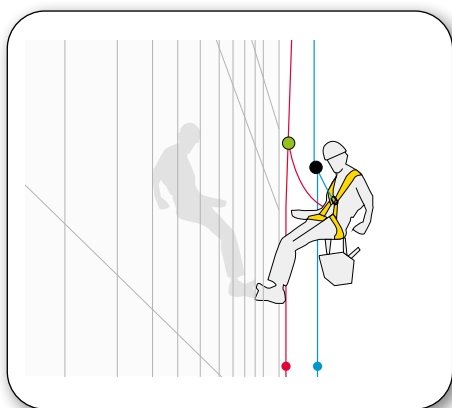
AIR-STEP

Adjustable footloop with quick adjusting system around the foot for ascending fixed ropes with an ascender.



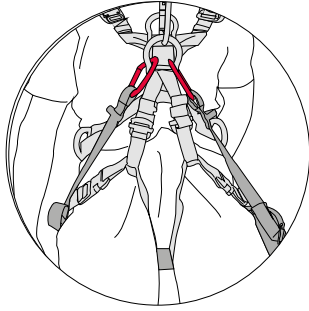
p. 71

SUSPENSION : DESCENT & WORK

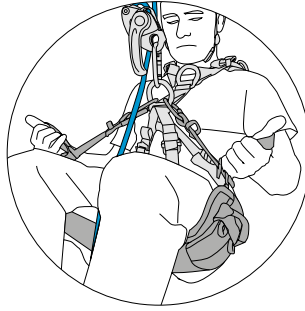


AIR SIT

Stable and comfortable suspended work seat for rope access.



WORK SEAT ATTACHMENT



WORK SEAT ADJUSTMENT



p. 57

WORK STATION p. 74

TOOL BUCKET TOOL BUCKET L

Medium size tool organiser bucket. The CLIC CLAC system can be used to quickly close the bag and prevents loss of contents during transport.



GLASS BUCKET

A small transparent bucket for organising bolts, screws and other small items whilst leaving contents easily visible.

The CLIC CLAC system can be used to quickly close the bag and prevents loss of contents during transport.



GENIUS BUCKET

A 20 litre bucket for carrying tools as well as small screws and fittings thanks to the 3 GENIUS CLIC CLAC pockets attached to the inside. The large opening with stiffener allows easy access to its contents.



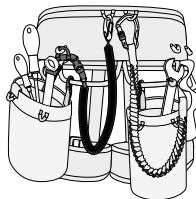
GENIUS TOOL BUCKET

A rigid 20 litre bucket for power tools such as a hammer drill, electric screwdriver or angle grinder; constructed with a clever 'twist and fold' function to reduce size for storage. Small gear loops on the outside and inside edges of the bag can be used to attach small CLIC CLAC pockets (TOOL BUCKET, GLASS BUCKET, LONG TOOL BUCKET) to organise your work station as you wish.



AIR LEASH

An extendable gear loop allowing tools to remain attached whilst in use.

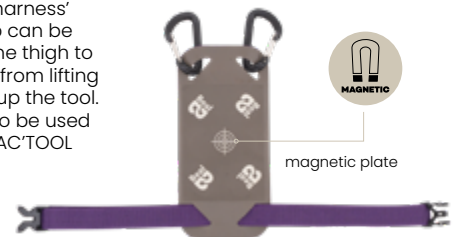


Leash EXTENSION x5

ATTRAC'TOOL

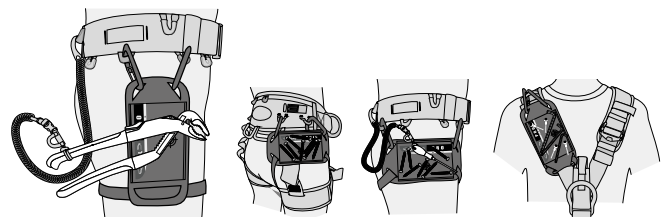
A magnetic plate that allows you to temporarily attach a leash secured tool to an appropriate metal surface. The ATTRAC'TOOL can be fixed to a belt or shoulder strap of the HERO PRO harness or to the small gear loops of a harness, BUCKET or TOOL BELT.

When fitted to a harness' waist belt, a strap can be clipped around the thigh to stop the magnet from lifting up when picking up the tool. The strap can also be used to hang the ATTRAC'TOOL from a railing.



SUPER LEASH


A webbing based extendable gear loop allowing tools to remain attached whilst in use. One end can be used to attach tools by means of a girth hitch or slipknot (it is important you select an attachment method appropriate for the specific tool). The other end is equipped with a screwgate mini-karabiner for attachment to a tool pouch or gear loop.



RESCUE



BEAL SOLUTIONS



RESCUE
10,5 mm



RESCUE VLS
11,3 mm



RESCUE
HALF INCH
13 mm



TOP DRAGON



DRAGON


OFF SHORE WORK



BEAL SOLUTIONS



PRO WATER
11 mm



INTERVENTION

BEAL SOLUTIONS



RAIDER
10,5 mm



RAIDER
11 mm



TOP GUN II
10,5 mm



ACCESS
10,5 mm



INTERVENTION
9<11,5 mm



HERO PRO



SHAOLIN



AIR TOP

WORK UNDER HIGH TEMPERATURE



EFFECT OF HIGH TEMPERATURES ON ARAMID

The resistance of Aramid to high temperatures is best illustrated by the graph illustrating the residual strength after exposure to raised temperatures. Thus we may for example see that after 10 hours of exposure at 200° C it retains 100 % of its strength, or that after 1 hour at 350° C it retains 90 % of its strength.

TEST WITH BLOWTORCH

Semi-static rope holding a mass of 100 kg exposed to a temperature of 400° C (+ or- 50° C) for 15 minutes :

Results:

- Classic 11 mm rope: Break after around 40 seconds.
- RAIDER 11 mm rope: Residual strength around 1500 daN after 15 minutes.
- RAIDER TACTIC 11 mm rope: residual strength around 1000 daN after 15 minutes.

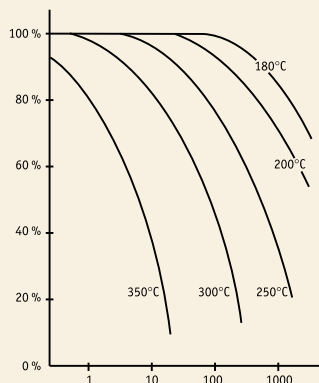
TEST AGAINST A RED HOT BAR

The rope supports a 100 kg mass. It is held clear of a 25 mm bar heated red-hot. It is released against the bar and the time to rupture measured.

Results:

- Classic 11 mm rope: 3 seconds
- HOTLINE 11 mm: 5 seconds
- RAIDER TACTIC 11 mm: 8 seconds
- RAIDER 11 mm: 18 seconds

Relationship between time of exposure at high temperature and residual strength of Aramid.



BEAL SOLUTIONS

WORK IN CHEMICAL ENVIRONMENT



JADE © vuedici.org / BEAL

CHEMICAL RESISTANCE OF ARAMID YARN (exposure for 100 hours)


| ACIDS | Residual Tenacity in %age |
|----------------------------|---------------------------|
| Hydrochloric 20 % at 20° C | 98 % |
| Nitric 10 % at 20° C | 99 % |
| Sulphuric 20 % at 95° C | 93 % |
| Sulphuric 40 % at 95° C | 89 % |
| Acetic 40 % at 95° C | 97 % |
| Formic 90 % at 95° C | 82 % |

| BASES | Residual Tenacity in %age |
|---------------------|---------------------------|
| Soda 10 % at 95° C | 75 % |
| Wet cement at 95° C | 93 % |
| Ammonia at 20° C | 100 % |

| Other Chemical Products | Residual Tenacity in %age |
|-------------------------|---------------------------|
| Petrol / Gas | 98 % |
| Benzene | 98 % |
| Methyl Ethyl Cetone | 97 % |
| Ethylene Glycol | 94 % |
| Phenol | 95 % |
| Sea water | 100 % |



HOTLINE
11 mm



RAIDER
11 mm

























BEAL SOLUTIONS

ROPES

| Model | Standard | Certification | Type | Breaking load | Strength with Figure-of-8 knot | Strength with sewn terminations | Number of fall factor 1 | Impact force factor 0.3 | Extension 50/150 kg | Sheath slippage | Weight per metre | % of the sheath | Mass of the core | Shrinkage in water | Material | | |
|---|---|---|---------|---------------|--------------------------------|---------------------------------|-------------------------|-------------------------|---------------------|-----------------|------------------|-----------------|------------------|--------------------|----------|------|-------------------------------------|
| ROPES FOR DIFFICULT AREA ACCESS | | | | | | | | | | | | | | | | | |
| ACCESS 10,5 mm |  |  | EN 1891 | CE | A | 3000 daN(kg) | 1800 daN(kg) | 1900 daN(kg) | 12 | 5,7kN | 2,9% | 0% | 67g | 38% | 62% | 1,9% | Polyamid |
| ACCESS 11 mm |  |  | EN 1891 | CE | A | 3700 daN(kg) | 2210 daN(kg) | 1900 daN(kg) | 20 | 5,9kN | 2,1% | 0% | 74g | 34% | 66% | 1,1% | Polyamid |
| INDUSTRIE 10,5 mm |  | | EN 1891 | CE | A | 3000 daN(kg) | 1800 daN(kg) | 1900 daN(kg) | 12 | 5,7kN | 2,9% | 0% | 67g | 38% | 62% | 1,9% | Polyamid |
| INDUSTRIE 11 mm |  | | EN 1891 | CE | A | 3700 daN(kg) | 2210 daN(kg) | 1900 daN(kg) | 16 | 5,9kN | 2,1% | 0% | 74g | 34% | 66% | 1,1% | Polyamid |
| INDUSTRIE 11,5 mm |  | | EN 1891 | CE | A | 3300 daN(kg) | 2200 daN(kg) | 1900 daN(kg) | >20 | 5,2kN | 2,7% | 0,4% | 77g | 38% | 62% | 1,4% | Polyamid |
| INDUSTRIE 12 mm |  | | EN 1891 | CE | A | 4400 daN(kg) | 2690 daN(kg) | 1900 daN(kg) | >20 | 5,2kN | 2,5% | 0,3% | 94g | 34% | 66% | 2,4% | Polyamid |
| CONTRACT 10,5 mm |  | | EN 1891 | CE | A | 2800 daN(kg) | 1600 daN(kg) | - | >5 | 5,0kN | 2,9% | 0% | 66 g | 39% | 61% | 3,3% | Polyamid |
| SEGMENT 11 mm |  | | EN 1891 | CE | A | 3200 daN(kg) | 1900 daN(kg) | 1900 daN(kg) | 12 | 5,3kN | 3,7% | 0% | 71g | 35% | 65% | 3,1% | Polyamid |
| FLOATING ROPE & ROPE FOR DIFFICULT AREA ACCESS | | | | | | | | | | | | | | | | | |
| PRO WATER 11 mm |  |  | EN 1891 | CE | A | 2500 daN(kg) | 1600 daN(kg) | - | 5 | 5,0kN | 3,6% | 0% | 80g | 33% | 67% | 0% | Polyamid |
| DYNAMIC ROPES | | | | | | | | | | | | | | | | | |
| TOP GUN II 10,5 mm |  |  | EN 892 | CE | Ⓛ | 2100 daN(kg) | - | 1700 daN(kg) | 10 | 7,7kN | 4,6% | 0% | 67g | 42% | 58% | - | Polyamid |
| APOLLO II 11 mm |  | | EN 892 | CE | Ⓛ | 2300 daN(kg) | - | - | 12 | 7,7kN | 4,7% | 0% | 77g | 36% | 64% | - | Polyamid |
| RESCUE ROPES | | | | | | | | | | | | | | | | | |
| RESCUE 10,5 mm |  | | EN 1891 | CE | A | 2000 daN(kg) | 1800 daN(kg) | 1900 daN(kg) | 12 | 4,9kN | 2,6% | -0,3% | 69g | 41% | 59% | 1,2% | Sheath: Polyester Core: Polyamid |
| RESCUE VLS 11,3 mm |  | | NFPA | CE | | 3600 daN(kg) | - | - | - | - | 0,8% | 1,9% | 94,5g | 43% | 57% | - | Polyester |
| RESCUE HALF INCH 13 mm |  | | EN 1891 | CE | A | 4600 daN(kg) | 2400 daN(kg) | - | 20 | 5,9 kN | 3,0% | 1,1% | 103g | 37% | 63% | 1% | Polyamid + Melton |

ROPES

| Model | Standard | Certification | Type | Breaking load | Strength with Figure-of-8 knot | Strength with sewn terminations | Number of fall factor 1 | Impact force factor 0.3 | Extension 50/150 kg | Sheath slippage | Weight per metre | % of the sheath | Mass of the core | Shrinkage in water | Material |
|--|----------|---------------|------|-------------------|--------------------------------|---------------------------------|-------------------------|-------------------------|---------------------|-----------------|------------------|-----------------|------------------|--------------------|--|
| ROPES RESISTANT TO HIGH TEMPERATURES | | | | | | | | | | | | | | | |
| RAIDER 10,5 mm   | EN 1891 | CE | B | 2300 daN(kg) | 1800 daN(kg) | 1900 daN(kg) | 6 | 4,8 kN | 1,7% | 0,1% | 72 g | 36% | 64% | 3,4% | Sheath: Aramid Core: Polyamid |
| RAIDER 11 mm   | EN 1891 | CE | B | 3200 daN(kg) | 1900 daN(kg) | 1900 daN(kg) | 8 | 5,0 kN | 2,7% | 0% | 81 g | 42% | 58% | 0,5% | Sheath: Aramid Core: Polyamid |
| ROPES RESISTANT TO CHEMICAL PRODUCTS | | | | | | | | | | | | | | | |
| HOTLINE 11 mm   | EN 1891 | CE | A | 2500 daN(kg) | 1900 daN(kg) | 1900 daN(kg) | 15 | 5,6 kN | 3,0% | 0,4% | 78 g | 41% | 59% | 3% | Sheath 1 : Polyamid Sheath 2 : Aramid Core : Polyamid |
| RAIDER 11 mm   | EN 1891 | CE | B | 3200 daN(kg) | 1900 daN(kg) | 1900 daN(kg) | 8 | 5,0 kN | 2,7% | 0% | 81 g | 42% | 58% | 0,5% | Sheath: Aramid Core: Polyamid |
| ROPES FOR INTERVENTION | | | | | | | | | | | | | | | |
| RAIDER 10,5 mm  | EN 1891 | CE | B | 2300 daN(kg) | 1800 daN(kg) | 1900 daN(kg) | 6 | 4,8 kN | 1,7% | 0,1% | 72 g | 36% | 64% | 3,4% | Sheath: Aramid Core: Polyamid |
| RAIDER 11 mm  | EN 1891 | CE | B | 3200 daN(kg) | 1900 daN(kg) | 1900 daN(kg) | 8 | 5,0 kN | 2,7% | 0,6% | 81 g | 42% | 58% | 0,5% | Sheath: Aramid Core: Polyamid |
| TOP GUN II 10,5 mm   | EN 892 | CE | Ⓢ | 2100 daN(kg) | - | 1700 daN(kg) | 10 | 7,7 kN | 4,6% | 0% | 67 g | 42% | 58% | - | Polyamid |
| ACCESS 10,5 mm   | EN 1891 | CE | A | 3000 daN(kg) | 1950 daN(kg) | 1900 daN(kg) | 20 | 5,7 kN | 2,9% | 0% | 67 g | 38% | 62% | 1,9% | Polyamid |
| INTERVENTION 9<11,5 mm  | EN 1891 | | | 2300<3700 daN(kg) | - | - | - | 4,3<5,9 | 2,1<3,5% | 0<0,4% | 51<77g | - | - | 1,1<3,1% | Polyamid |
| SPECIAL ROPES | | | | | | | | | | | | | | | |
| ERGO 11,5 mm  | EN 1891 | CE | A | 3800 daN(kg) | 2300 daN(kg) | 1900 daN(kg) | > 20 | 5,9 kN | 2,7% | 0% | 100g | 44% | 56% | 3,3% | Polyamid |
| LIGHTWEIGHT ROPES | | | | | | | | | | | | | | | |
| SPELENIUM 9 mm  | EN 1891 | CE | B | 2350 daN (kg) | - | - | ≥ 5 (80 kg) | 4,3 kN | 3,6% | 0% | 51 g | 40% | 60% | 3,1% | Polyamid |
| SPELENIUM 10 mm  | EN 1891 | CE | B | 2890 daN (kg) | - | - | ≥ 5 (100 kg) | 4,5 kN | 4,0% | 0% | 61 g | 41% | 59% | 2,8% | Polyamid |
| ROPES FOR TREE WORK | | | | | | | | | | | | | | | |
| BILOBA 11,5 mm  | EN 1891 | CE | A | 3000 daN(kg) | 1910 daN(kg) | 1800 daN(kg) | 15 | 5,0 kN | 3,8% | 0% | 89 g | 44% | 56% | 2,8% | Sheath: Polyester Core: Polyamid |
| GINKGO 12 mm  | EN 1891 | CE | A | 3300 daN(kg) | 1600 daN(kg) | 1900 daN(kg) | 8 | 5,8 kN | 3,4% | 0% | 96 g | 65% | 35% | 2% | Sheath: Polyester Core: Polyamid |
| BONSAI 13 mm  | EN 1891 | CE | A | 3600 daN(kg) | 1880 daN(kg) | 1900 daN(kg) | 20 | 5,3 kN | 3,3% | 0% | 101 g | 39% | 61% | 3,7% | Sheath: Polyester Core: Polyamid |
| ROPES FOR PRUSIKS | | | | | | | | | | | | | | | |
| VOLCANO 8 mm  | EN 564 | CE | - | 1600 daN(kg) | - | - | - | - | - | - | 48 g | - | - | - | Polyamid/Aramid |

ROPES FOR DIFFICULT AREA ACCESS



ACCESS 10,5 mm



Thanks to the UNICORE Process, Access ropes reach a new level in security. In effect, the UNICORE Process integral to this 10.5 mm rope will secure most delicate operations, whilst retaining lightness and flexibility.



BCSA105.60.B (60m)
BCSA105.100.B (100m)
BCSA105.200.B (200m)
BCSA105.500.B (500m)



BCSA105.60.O (60m)
BCSA105.100.O (100m)
BCSA105.200.O (200m)
BCSA105.500.O (500m)



ACCESS 11 mm



With UNICORE as standard, bonding core and sheath for maximum security in all situations.



BCSA11.60.R (60m)
BCSA11.100.R (100m)
BCSA11.200.R (200m)
BCSA11.500.R (500m)



BCSA11.60.Y (60m)
BCSA11.100.Y (100m)
BCSA11.200.Y (200m)
BCSA11.500.Y (500m)




INDUSTRIE 10,5 mm

This rope is specially adapted to the requirements of work at height companies.



BCSII05.50 (50m)
BCSII05.100 (100m)
BCSII05.200 (200m)
BCSII05.500 (500m)



BCSII05.60.B (60m)
BCSII05.100.B (100m)
BCSII05.200.B (200m)



BCSII05.50.R (50m)
BCSII05.60.R (60m)
BCSII05.100.R (100m)
BCSII05.200.R (200m)
BCSII05.500.R (500m)



BCSII05.10TERM (10m)
BCSII05.20TERM (20m)
BCSII05.30TERM (30m)
BCSII05.40TERM (40m)
BCSII05.50TERM (50m)
BCSII05.60TERM (60m)



BCSII05.50TERM2 (50 m)



BCSII05.50TERM.B (50m)



BCSII05.30TERM.R (30m)
BCSII05.40TERM.R (40m)



BCSII05.50TERM2.R (50 m)

INDUSTRIE 11 mm

An ideal rope with no diameter restrictions for security in work at height.



BCSIII50 (50m)
BCSIII100 (100m)
BCSIII200 (200m)
BCSIII500 (500m)




BCSIII50.B (50m)
BCSIII100.B (100m)
BCSIII200.B (200m)
BCSIII500.B (500m)



BCSIII100.O (100m)
BCSIII200.O (200m)
BCSIII500.O (500m)



BCSIII50.R (50m)
BCSIII100.R (100m)
BCSIII200.R (200m)
BCSIII500.R (500m)



BCSIII10TERM (10m)
BCSIII20TERM (20m)
BCSIII30TERM (30m)
BCSIII40TERM (40m)
BCSIII50TERM (50m)
BCSIII60TERM (60m)



BCSIII10TERM.R (10m)
BCSIII20TERM.R (20m)
BCSIII30TERM.R (30m)
BCSIII40TERM.R (40m)
BCSIII50TERM.R (50m)

INDUSTRIE 11,5 mm

Great abrasion resistance for the most demanding applications.



BCSIII5.50 (50m)
BCSIII5.200 (200m)



BCSIII5.50.R (50m)
BCSIII5.200.R (200m)



INDUSTRIE 12 mm

An ideal work at height rope when a large rope diameter is required for greater security.



BCSII2.50 (50m)
BCSII2.200 (200m)



BCSIII50.R (50m)
BCSII2.200.R (200m)



CONTRACT 10,5 mm

Type A rope with the optimum balance quality/price.



BCSI05C.20 (20m)
BCSI05C.30 (30m)
BCSI05C.40 (40m)
BCSI05C.50 (50m)
BCSI05C.60 (60m)

BCSI05C.80 (80m)
BCSI05C.100 (100m)
BCSI05C.200 (200m)
BCSI05C.500 (500m)



SEGMENT 11 mm

Rope for work at height with the optimum quality price ratio.



BCSII5.50 (50m)
BCSII5.100 (100m)
BCSII5.200 (200m)
BCSII5.500 (500m)



FLOATING ROPE & ROPE FOR DIFFICULT AREA ACCESS

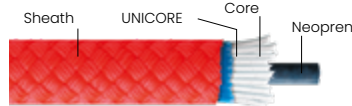
PRO WATER 11 mm



Floating type A semi-static rope for work at height above water (off-shore wind farms, oil rigs).



BCSW1160 (60m)
BCSW1100 (100m)
BCSW11200 (200m)



DYNAMIC ROPES

TOP GUN II 10,5 mm



Dynamic ropes cushion impacts and must be used during certain procedures to absorb the energy of possible falls.



BC105T.50.G (50m)
BC105T.60.G (60m)
BC105T.70.G (70m)
BC105T.200.G (200m)



BC105T.50.B (50m)
BC105T.60.B (60m)
BC105T.70.B (70m)
BC105T.200.B (200m)



APOLLO II 11 mm

Dynamic ropes cushion impacts and must be used during certain procedures to absorb the energy of possible falls.



BC11A.50.R (50m)
BC11A.60.R (60m)
BC11A.200.R (200m)



BC11A.50.A (50m)
BC11A.60.A (60m)
BC11A.200.A (200m)



RESCUE ROPES

RESCUE 10,5 mm

Semi-static type A rope with a polyester sheath. Its fluorescent orange colour make it particularly suited for use in rescues.



BCSR105.50 (50m)
BCSR105.100 (100m)
BCSR105.200 (200m)



RESCUE VLS 11,3 mm

The Rescue VLS is a very low stretch rope designed for technical rope rescue. VLS for Very Low Stretch. Elongation 50-150kg : 0,8%



BCSR113.200.Y (200m)



BCSR113.200.BK (200m)



RESCUE HALF INCH 13 mm

Rope for rescue teams using American methods.



BCSR13.300 (300m)



ROPES RESISTANT TO HIGH TEMPERATURES



RAIDER 10,5 mm



Semi-static Type B rope with an Aramid sheath capable of withstanding a long period close to a major source of heat.



BCSKI05R.50 (50m)
BCSKI05R.200 (200m)



RAIDER 11 mm



Semi-static Type B rope with an Aramid sheath capable of withstanding a long period close to a major source of heat.



BCSK11R.50 (50m)
BCSK11R.70 (70m)
BCSK11R.200 (200m)



ROPES RESISTANT TO CHEMICAL PRODUCTS




HOTLINE 11 mm

Semi-static rope with an interior sheath in Aramid, covered by a classic sheath. HOTLINE rope allows access in the presence of certain dangerous chemicals.



BCSK1L200 (200m)
BCSK1L50 (50m)



RAIDER 11 mm

Semi-static Type B rope with an Aramid sheath capable of withstanding a long period close to a major source of heat.



BCSK1IR.50 (50m)
BCSK1IR.70 (70m)
BCSK1IR.200 (200m)



INTERVENTION ROPES

RAIDER 10,5 mm

Semi-static Type B rope with an Aramid sheath capable of withstanding a long period close to a major source of heat.



BCSK105R.50 (50m)
BCSK105R.200 (200m)



RAIDER 11 mm

Semi-static Type B rope with an Aramid sheath capable of withstanding a long period close to a major source of heat.



BCSK11R.50 (50m)
BCSK11R.70 (70m)
BCSK11R.200 (200m)



TOP GUN II 10,5 mm



This rope already has high level results for its record number of falls (11) and its low impact force (7.5 kN). For the future it will now also benefit from the new UNICORE technology, which will undeniably confer it with extra security.



BC105T.200.BK (200m)



ACCESS 10,5 mm



Thanks to the UNICORE Process, Access ropes reach a new level in security. In effect, the UNICORE Process integral to this 10.5 mm rope will secure most delicate operations, whilst retaining lightness and flexibility.



BCSA105.200.BK (200m)



INTERVENTION 9<11,5 mm

Semi-static ropes are endowed with moderate stretch to facilitate interventions and abseils at moderate speed.



Ø 9mm
BCSN09.50 (50m)
BCSN09.200 (200m)

Ø 10mm
BCSN10.50 (50m)
BCSN10.200 (200m)

Ø 10,5mm
BCSN105.50 (50m)
BCSN105.100 (100m)
BCSN105.200 (200m)

Ø 11mm
BCSN11.50 (50m)
BCSN11.100 (100m)
BCSN11.200 (200m)

Ø 11,5mm
BCSN115.50 (50m)
BCSN115.200 (200m)

Ø 11,5mm **IR**
BCSN1150.IR (50m)
BCSN11200.IR (200m)





SPECIAL ROPES

ERGO 12,5 mm

Designed to meet the needs of firefighters in their different tasks, conforming to civil security code NIT no. 129-83-92 and to the Standard EN 1891.



BCSI25.200 (200m)



BCSI25.30TERM2 (30m)
BCSI25.60TERM2 (60m)



LIGHTWEIGHT ROPES

SPELENIUM 9 mm

Perfectly adapted to the needs of the caver, giving excellent balance between abrasion resistance and flexibility.



BCSP09.50 (50m)
BCSP09.100 (100m)
BCSP09.200 (200m)



SPELENIUM 10 mm

Perfectly adapted to the needs of the caver, giving excellent balance between abrasion resistance and flexibility.



BCSPI0.50 (50m)
BCSPI0.100 (100m)
BCSPI0.200 (200m)





ROPES FOR TREE WORK

BILOBA 11,5 mm

A lightweight arborist rope specially designed for use with mechanical Prusiks. Its double braided construction makes the rope particularly supple. Fluorescent colours ensure the rope is highly visible. Materials: polyester sheath, polyamid core



BCSEI15.200 (200m)



BCSEI15.60TERM (60m)

GINKGO 12 mm

Made along the same lines as the BAOBAB, its thinner diameter makes a lighter rope, more supple and easier to handle than BAOBAB. It benefits from a new, glueless procedure for bonding the sheath onto the core, preventing all slippage, but still allowing splices to be made.



BCSEI2.200 (200m)



BCSEI2.20TERM (20m)
BCSEI2.30TERM (30m)
BCSEI2.40TERM (40m)
BCSEI2.50TERM (50m)
BCSEI2.60TERM (60m)



BCSEI2.3TERM2 (3m)
BCSEI2.4TERM2 (4m)
BCSEI2.5TERM2 (5m)
BCSEI2.20TERM2 (20m)
BCSEI2.30TERM2 (30m)
BCSEI2.35TERM2 (35m)
BCSEI2.40TERM2 (40m)
BCSEI2.50TERM2 (50m)
BCSEI2.60TERM2 (60m)

BONSAI 13 mm

This multi-use rope, with an excellent handling/solidity balance, allows you to undertake all types of tree work in full security.



BCSEI3.200 (200m)



BCSEI3.30TERM (30m)
BCSEI3.40TERM (40m)




BCSEI3.30TERM2 (30m)
BCSEI3.40TERM2 (40m)

ROPES FOR PRUSIKS

PRUSIKS VOLCANO 8 / 10 / 12 mm

Short lengths of rope with sewn terminations for constructing self-locking (prusik) loops. These ropes have a 50 % aramid construction intermixed with polyester filaments. Prusiks made from classic ropes have a very short life, because they glaze in use due to the effect of friction. The presence of 50 % of highly thermally resistant aramid fibres in VOLCANO protect it against melting and thus greatly increases its lifetime.

Available in 10 and 12 mm, and 70 and 90 cm lengths, to suit different types of knots.










8 mm : BV08.70 (70cm) / BV08.90 (90cm)
10 mm : BV10.70 (70cm) / BV10.90 (90cm)
12 mm : BV12.70 (70cm) / BV12.90 (90cm)

BCSV08




VOLCANO 8 mm



ACCESSORY CORDS

| | Weight Per Meter | Breaking Load |  | Material | Certification | Standard |
|---|------------------|---------------|---|------------------------------------|---------------|-------------|
| 4 mm  | 10,90 g | 440 daN (kg) | 530 daN (kg) | Polyamid | CE/UIAA | EN 364:2014 |
| 5 mm  | 19,70 g | 710 daN (kg) | 930 daN (kg) | Polyamid | CE/UIAA | EN 364:2014 |
| 5,5 mm Dyneema  | 21,50 g | 1800 daN (kg) | 2000 daN (kg) | Sheath: Polyamid Core : Dyneema | CE/UIAA | EN 364:2014 |
| 6 mm  | 22,80 g | 820 daN (kg) | 1200 daN (kg) | Polyamid | CE/UIAA | EN 364:2014 |
| 7 mm  | 29,90 g | 1180 daN (kg) | 1680 daN (kg) | Polyamid | CE/UIAA | EN 364:2014 |
| 8 mm  | 41,90 g | 1540 daN (kg) | 2200 daN (kg) | Polyamid | CE/UIAA | EN 364:2014 |


WEBBING

| | Weight Per Meter | Breaking Load |  | Material | Certification | Standard | Conditioning |
|--|------------------|---------------|---|----------|---------------|-------------|--------------|
| Tubular 16 mm  | 36 g | 1350 daN (kg) | 1800 daN (kg) | Polyamid | CE/UIAA | EN 565:2017 | 100 m |
| Tubular 26 mm  | 36 g | 1500 daN (kg) | 2000 daN (kg) | Polyamid | CE/UIAA | EN 565:2017 | 100 m |
| Tape 18 mm  | 38 g | 1600 daN (kg) | 1800 daN (kg) | Polyamid | CE/UIAA | EN 565:2017 | 100 m |
| Tape 26 mm  | 43 g | 1500 daN (kg) | 1900 daN (kg) | Polyamid | CE/UIAA | EN 565:2017 | 100 m |
| Tape 45 mm  | 58 g | 2200 daN (kg) | 2600 daN (kg) | Polyamid | CE/UIAA | EN 565:2017 | 80 m |


FLAT SLINGS

| | Weight | Breaking Load | Length | Material | Certification | Standard | Conditioning |
|--|----------------|---------------|---|----------|---------------|-----------------------------------|--------------|
| 18 mm  | 60 cm = 48 g | 2200 daN (kg) | 30 / 40 / 50 / 60 / 80 / 100 / 120 / 150 / 175 cm | Polyamid | CE/UIAA | EN 795:2012 Type B EN 566:2017 | 5 |
| 10 mm  | 60 cm = 19,8 g | 2200 daN (kg) | 60 / 120 / 180 cm | Dyneema | CE/UIAA | EN 795:2012 Type B EN 566:2017 | 4 |
| 10 mm  | 240 cm = 79 g | 2200 daN (kg) | 240 cm | Dyneema | CE/UIAA | EN 795:2012 Type B EN 566:2017 | 4 |

DYNALOOP / EYE LOOP

| | Length | Weight | Breaking Load | Material | Standard |
|---|--------|--------|--|----------|---|
| Dynaloop  | 60 cm | 55 g | 2200 daN (kg) | Polyamid | EN 354:2010 EN 17520:2021 EN 566:2017 |
| Dynaloop  | 120 cm | 105 g | 2200 daN (kg) | Polyamid | EN 354:2010 EN 17520:2021 EN 566:2017 |
| Dynaloop  | 150 cm | 135 g | 2200 daN (kg) | Polyamid | EN 354:2010 EN 17520:2021 EN 566:2017 |
| Eye Loop  | 60 cm | 100 g | 3000 daN (kg) 2200 daN (kg) girth hitch | Polyamid | EN 354:2010 EN 795:2012 Type B |
| Eye Loop  | 80 cm | 125 g | 3000 daN (kg) 2200 daN (kg) girth hitch | Polyamid | EN 354:2010 EN 795:2012 Type B |
| Eye Loop  | 120 cm | 170 g | 3000 daN (kg) 2200 daN (kg) girth hitch | Polyamid | EN 354:2010 EN 795:2012 Type B |
| Eye Loop  | 150 cm | 200 g | 3000 daN (kg) 2200 daN (kg) girth hitch | Polyamid | EN 354:2010 EN 795:2012 Type B |

ESCAPER

| | Weight | Strength | Standard |
|--|--------|----------|---|
| Escaper  | 100 g | 18 kN | EN 1891:1998 Type B EN 795:2012 Type B |

NOT ADJUSTABLE DYNAMIC LANYARDS

| | | Length | Weight | Standard |
|------------------|--|-----------------|--------|-----------------------------------|
| Dynapro | | 0,60 m | 140 g | EN 354:2010 EN 795:2012 Type B |
| | | 1,00 m | 170 g | |
| | | 1,50 m | 200 g | |
| Dynapro V | | 0,30 m / 0,60 m | | EN 354:2010 |

NOT ADJUSTABLE STATIC LANYARDS

| | | Length | Weight | Standard |
|----------------|--|--------|--------|-----------------------------------|
| Nexus I | | 0,60 m | 50 g | EN 354:2010 EN 795:2012 Type B |
| Nexus V | | 0,80 m | 100 g | EN 354:2010 EN 795:2012 Type B |


FALL ARREST LANYARDS

| | | Connectors | Length | Weight | Standard |
|------------------------------|--|-------------------------------------|--------|--------|--|
| Dynapro-Air Hook | | 1x O'light 3-matic + 2x Air Hook L | 1,00 m | 880 g | CE EN 355 / EN 362 CE EN 355 / EN 362 |
| | | 1x O'light 3-matic + 2x Air Hook L | 1,50 m | 920 g | |
| Dynapro-Air V Hook | | 1x O'light 3-matic + 2x Air Hook L | 1,00 m | 1450 g | CE EN 355 / EN 362 CE EN 355 / EN 362 |
| | | 1x O'light 3-matic + 2x Air Hook L | 1,50 m | 1530 g | |
| Dynapro-Air V Hook XL | | 1x O'light 3-matic + 2x Air Hook XL | 1,50 m | 2530 g | CE EN 355 / EN 362 |



ACCESSORY CORDS

Multi-use: BEAL accessory cords from 4 to 8 mm in diameter conform to the requirements of the UIAA and European Standards.



4 mm : BC04.120.Y/GY/V

5 mm : BC05.120.Y/R

Dyneema 5,5 mm : BC055DYN.50

6 mm : BC06.120.O/B

7 mm : BC07.120.O

8 mm : BC08.200.R/B

WEBBING

Tubular for their flexibility or flat for their durability, webbings are specifically used in belay slings. Cut webbing must always be tied with a tape knot.

TUBULAR - 16 mm



BST16.G

TUBULAR - 26 mm



BST26.B



BST26.R

FLAT - 45 mm




BSP45

FLAT SUPER - 18 mm



BSP18.B



BSP18.GY



BSP18.O



BSP18.R

FLAT - 26 mm



BSP26UNL.BK



BSP26UNL.F



BSP26UNL.G

FLAT SLINGS

POLYAMIDE

18 mm **X5**



| | | | | | |
|--------|--------|--------|-------|--------|--------|
| 50 cm | 30 cm | 60 cm | 30 cm | 100 cm | 40 cm |
| 100 cm | 80 cm | 150 cm | 40 cm | 120 cm | 120 cm |
| | 175 cm | | 50 cm | 150 cm | |
| | | | 60 cm | 175 cm | |
| | | | 80 cm | | |

40 cm Orange/Black: BSA40.5
 60 cm Red/Black: BSA60.5
 80 cm Blue/Black: BSA80.5
 100 cm Grey/Black: BSA100.5
 120 cm Orange/Black: BSA120.5
 150 cm Red/Black: BSA150.5

BLACK

26 mm **X5**



| | |
|--------|-------------|
| 100 cm | BSA26.100.5 |
| 120 cm | BSA26.120.5 |
| 150 cm | BSA26.150.5 |
| 175 cm | BSA26.175.5 |

ARMY GREEN

30 mm **X5**



| | |
|--------|-------------|
| 100 cm | BSA30.100.5 |
| 120 cm | BSA30.120.5 |
| 150 cm | BSA30.150.5 |
| 175 cm | BSA30.175.5 |

DYNEEMA

10 mm **X5**



| | | | | | | | |
|-------|-------------|--------|--------------|--------|--------------|--------|--------------|
| 60 cm | BSAD10.60.5 | 120 cm | BSAD10.120.5 | 180 cm | BSAD10.180.5 | 240 cm | BSAD10.240.5 |
|-------|-------------|--------|--------------|--------|--------------|--------|--------------|

DYNALOOP

A dynamic rope sling for work restraint. The dynamic characteristics of this sling are far superior to those of a traditional static lanyard or webbing sling.

Strengths :

- › Perfectly adapted for work positioning at height.
- › The use of a dynamic rope can improve the level of safety.
- › Sewn termination protected by a heat shrink cover.
- › Breaking load 2200 daN
- › Marked with a unique serial number



EYE LOOP

A heavy duty tubular webbing sling with connecting buckle and wear indicator.

Strengths :

- › Strength 30kN
- › Strength 22kN when used in a girth hitch configuration
- › Double thickness webbing with a red webbing liner. The liner acts as a wear indicator: the product should be retired when the red webbing becomes visible.
- › Strength of the red webbing 22kN
- › Width 19mm
- › Material: Polyamid
- › Available in 4 lengths: 60 cm yellow / 80 cm green / 120 cm red / 150 cm black



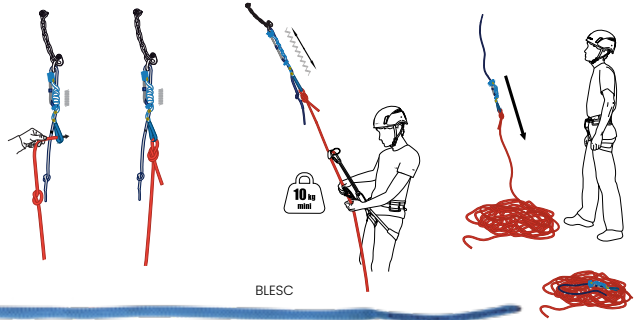
ESCAPER

Detachable anchor system. The ESCAPER allows you to use a single length of rope and to rappel it from remove locations. It can be used with all rope diameters, the limits being imposed by the braking device that is used with the rope. It works with rope lengths up to 80m. The length can be limited by the friction of the rope.

To retrieve the ESCAPER, pull then / release the rope. It takes an average of 8 consecutive pull/release motions to detach and retrieve the ESCAPER.

Points forts :

- › Extremely safe, it only requires a tension of 10 kg to avoid the locking system from sliding.
- › A total loosening of the tension on the rope generates a sliding of a few centimeters.
- › A sliding of at least 50 cm is necessary to detach the system.
- › Very light: made of rope, webbing and bungee band (100 % textile).




Resistance : 1800 daN (kg)

ADJUST'AIR

Adjustable (EN358) work positioning lanyard in 12.5mm semi-static rope.

Strengths :

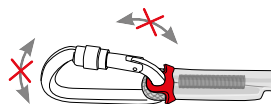
- › Ergonomic, captive rope clamp.
- › Available in 3 lengths: 2 m / 3 m / 5 m.
- › Sewn termination with reinforced eye to protect the rope.
- › Removable cover allows the inspection of termination stitches.
- › Tubular protection webbing for the rope.
- › Marked with a unique serial number and labelled to accommodate personal markings.



2 m: BLSAA.200
3 m: BLSAA.300
5 m: BLSAA.500

PINCH

System for securing the karabiner at the end of a rope or tape lanyard. Made out of particularly strong material, it ensures effective protection against abrasion when in contact with the rock.



BLP



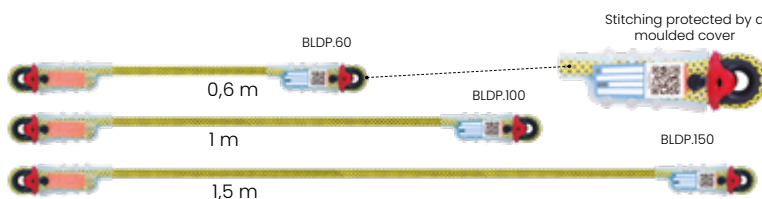
NOT ADJUSTABLE DYNAMIC LANYARDS

DYNAPRO

Simple dynamic rope lanyard with sewn termination for work restraint. The dynamic characteristics of this lanyard are far superior to those of a traditional static lanyard.

Strengths :

- › Perfectly adapted for work positioning at height.
- › Sewn termination with reinforced eye to protect the rope as well as a PINCH to assist connector orientation.
- › Enhanced level of protection thanks to the use of a dynamic rope.



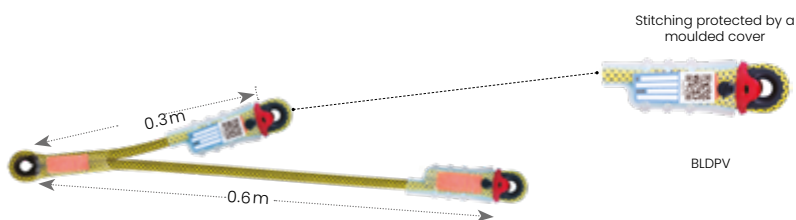
- › Removable cover allows the inspection of termination stitches.
- › Marked with a unique serial number and labelled to accommodate personal markings.

DYNAPRO V

Assymmetric 'V' dynamic rope lanyard with sewn terminations. The dynamic performance of this lanyard is greatly superior to that of traditional static lanyards.

Strengths :

- › Perfectly adapted to work at height and rescue.
- › Ability to clip-in short or long.
- › Ability to pass intermediate anchors thanks to the 2 branches.
- › Sewn terminations fitted with a sleeve to protect the rope



- › Improved security in the event of a fall (even of high factor) on the lanyard because of the use of dynamic rope.
- › Secure with a maillon rapide.

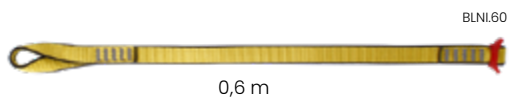
NOT ADJUSTABLE STATIC LANYARDS

Single or double lanyard with sewn termination for restraint at the workstation or progression on a restraint lifeline. This versatile lanyard allows for temporary anchorages.

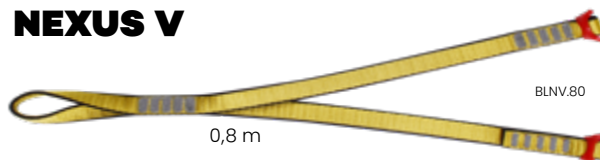
Strengths :

- › Perfectly suited for working at height.
- › Stitched termination with PINCH to lock the carabiner at its end.
- › The connection to the harness is done by a lark head.
- › Marked with a unique serial number.

NEXUS I



NEXUS V



FALL ARREST LANYARDS

DYNAPRO-AIR HOOK

Fall arrest lanyard with integrated energy absorber (EN355 + EN 362) designed for work environments with a fall risk.




Strengths :

- › ABSORB'AIR absorber combined with DYNAPRO lanyard.
- › Supplied with an AIR-HOOK LARGE connector to connect to the anchor point and an O'LIGHT 3-MATIC connector to connect to the harness.
- › Sewn terminations with reinforced eyes to protect the rope.
- › Removable cover allows the inspection of termination stitches.
- › Marked with a unique serial number and equipped with a label to accommodate personal markings.
- › Available in 3 lengths (including connectors and absorber): 1m / 1.5m / 2m.

DYNAPRO-AIR V HOOK

V-shaped fall arrest lanyard with integrated energy absorber (EN355 + EN362). Designed as a progression lanyard for work environments with a fall risk, it is well adapted to structures where anchor points are cables, bars or beams.




Strengths :

- › ABSORB'AIR absorber combined with a V-shaped lanyard.
- › V-shaped lanyard with two symmetrical rope legs for progression using fall arrest techniques.
- › Supplied with 2 AIR-HOOK LARGE connectors to clip anchor points and an O'LIGHT 3-MATIC connector to connect to the harness.
- › Sewn terminations with reinforced eyes to protect the rope.
- › 2 removable covers allow the inspection of termination stitches.
- › Marked with a unique serial number and equipped with a label to accommodate personal markings.
- › Available in 2 lengths (including connectors and absorber): 1m / 1.5m

DYNAPRO-AIR V HOOK XL ON REQUEST

V-shaped fall arrest lanyard with integrated energy absorber (EN355 + EN 362). Designed as a progression lanyard for work environments with a fall risk, the size of its connectors make it particularly suited to metal structures.



Strengths :

- › ABSORB'AIR absorber combined with a V-shaped lanyard.
- › V-shaped lanyard with two symmetrical rope legs for progression using fall arrest techniques. Its 2 two metre legs allow fluid progression on large structures.
- › Supplied with 2 AIR-HOOK XL connectors that can clip anchors on large structures as well as an O'LIGHT 3-MATIC connector to connect to the harness.
- › Sewn terminations with reinforced eyes to protect the rope.
- › 2 removable covers allow the inspection of termination stitches.
- › Marked with a unique serial number and equipped with a label to accommodate personal markings.
- › Available in 1 length (including connector and absorber): 2 m.

ABSORB'AIR

Webbing construction energy absorber. Energy is absorbed through the controlled tearing of the webbing's weft during deployment.



Strengths :

- › Compact and lightweight.
- › Easy to open semi-rigid pouch.
- › Easy to inspect in its entirety.
- › Easy to dry once unrolled.
- › Can be combined with a DYNAPRO lanyard to create a lanyard with energy absorber.
- › Marked with a unique serial number and labelled to accommodate personal markings as.





HØYDEN

HØYDEN

Secher

CE0120

BEARLY
HOLD UP

HARNESSES

| Model | | Size | Waist | Leg loop | Chest loop | Height | Chest height | Certification | Weight | Sternal attachment points | Dorsal attachment points | Ventral attachment points | Lateral attachment points |
|--|--|-----------|-----------|----------|------------|------------|--------------|--|---------|---------------------------|--------------------------|---------------------------|---------------------------|
| FALL ARREST HARNESS | | | | | | | | | | | | | |
| Styx rescue | | Universel | - | 55-80 cm | 80-140 cm | 160-195 cm | - | EN 361:2002 | 820 g | ✓ | ✓ | - | - |
| Styx rescue jacket | | Universel | - | 55-80 cm | 80-140 cm | 160-195 cm | - | EN 361:2002 | 1000 g | ✓ | ✓ | - | - |
| Styx fast | | Universel | - | 55-80 cm | 80-140 cm | 160-195 cm | - | EN 361:2002 | 1260 g | ✓ | ✓ | - | - |
| WORKSTATION BELT | | | | | | | | | | | | | |
| Styx belt | | Universel | 70-140 cm | - | - | - | - | EN 358:2018 | 780 g | + | + | + | ✓ |
| FALL ARREST, ROPE ACCESS AND WORK POSITIONING HARNESS | | | | | | | | | | | | | |
| Solace | | S | 60-85 cm | 40-60 cm | - | 155-175 cm | - | EN 813:2008 EN 358:2018 EN 361:2002 | 2480 g | ✓ | ✓ | ✓ | ✓ |
| | | M-L | 78-100 cm | 50-65 cm | - | 165-185 cm | - | | 2600 g | ✓ | ✓ | ✓ | ✓ |
| | | XL | 85-100 cm | 55-70 cm | - | 175-210 cm | - | | 2620 g | ✓ | ✓ | ✓ | ✓ |
| Solace Hold Up | | S | 60-85 cm | 40-60 cm | - | 155-175 cm | - | EN 813:2008 EN 358:2018 EN 361:2002 CE EN 567 : ø 8-13 mm CE EN 12841 : 2006-B : ø 10-13 mm 100 kg | 2520 g | ✓ | ✓ | ✓ | ✓ |
| | | M-L | 78-100 cm | 50-65 cm | - | 165-185 cm | - | | 2640 g | ✓ | ✓ | ✓ | ✓ |
| | | XL | 85-100 cm | 55-70 cm | - | 175-210 cm | - | | 2660 g | ✓ | ✓ | ✓ | ✓ |
| Hero Pro | | S | 70-90 cm | 50-65 cm | 70-100 cm | 155-175 cm | 55-70 cm | EN 813:2008 EN 358:2018 EN 361:2002 | 2320 kg | ✓ | ✓ | ✓ | ✓ |
| | | M-L | 80-105 cm | 50-65 cm | 80-120 cm | 170-185 cm | 65-80 cm | | 2400 kg | ✓ | ✓ | ✓ | ✓ |
| | | XL | 90-130 cm | 60-70 cm | 100-140 cm | 180-210 cm | 75-85 cm | | 2480 kg | ✓ | ✓ | ✓ | ✓ |
| Hero Pro Hold Up | | S | 70-90 cm | 50-65 cm | 70-100 cm | 155-175 cm | 55-70 cm | EN 813:2008 EN 358:2018 EN 361:2002 CE EN 567 : ø 8-13 mm CE EN 12841 : 2006-B : ø 10-13 mm 100 kg | 2360 kg | ✓ | ✓ | ✓ | ✓ |
| | | M-L | 80-105 cm | 50-65 cm | 80-120 cm | 170-185 cm | 65-80 cm | | 2440kg | ✓ | ✓ | ✓ | ✓ |
| | | XL | 90-130 cm | 60-70 cm | 100-140 cm | 180-210 cm | 75-85 cm | | 2520 kg | ✓ | ✓ | ✓ | ✓ |
| ROPE ACCESS AND WORK POSITIONING HARNESS | | | | | | | | | | | | | |
| Hero Sit | | S | 70-90 cm | 50-65 cm | - | - | - | EN 358:2018 EN 813:2008 | 1580 g | - | - | ✓ | ✓ |
| | | M-L | 80-105 cm | 55-65 cm | - | - | - | | 1670 g | - | - | ✓ | ✓ |
| | | XL | 90-130 cm | 60-70 cm | - | - | - | | 1720 g | - | - | ✓ | ✓ |
| Shaolin | | S | 60-100 cm | 42-60 cm | - | - | - | EN 358:2018 EN 813:2008 | 700 g | - | - | ✓ | ✓ |
| | | M-L | 72-120 cm | 52-70 cm | - | - | - | | 760 g | - | - | ✓ | ✓ |
| | | XL | 85-140 cm | 57-75 cm | - | - | - | | 810 g | - | - | ✓ | ✓ |
| RESCUE HARNESS | | | | | | | | | | | | | |
| Dragon | | 1 (S-M-L) | 68-100 cm | 42-62 cm | - | - | - | CE EN 358 CE EN 813 | 900 g | ✓ with chest TOP DRAGON | ✓ | ✓ | ✓ |
| | | 2 (L-XL) | 72-125 cm | 50-70 cm | - | - | - | | 960 g | ✓ with chest TOP DRAGON | ✓ | ✓ | ✓ |
| TRI-ANGEL | | Universel | 60-140 cm | 42-75 cm | - | - | - | EN 1497:2007 | 747 g | - | - | - | - |



FALL ARREST HARNESSES

STYX RESCUE / STYX RESCUE JACKET

Lightweight and compact fall arrest harness with two attachment points: 1 sternal and 1 dorsal.

Strengths :

- › Different coloured leg loops help distinguish them from the shoulder straps and so accelerate fitting.
- › The dorsal section contains an area to allow personal marking such as your company's name.



BHPSTR



BHPSTRJ

WITH JACKET

The dorsal section contains an area to allow personal marking such as your company's name.

STYX FAST

A very light and compact fall arrest harness with 2 connection points : 1 sternal and 1 dorsal. Quick release buckles to the thighs and a foamed back allow a quick sitting. Versatile because it can be combined with a work position belt.

Strengths :

- › Foamed shoulder and back straps for comfort and easy donning.
- › Quick release buckles to the leg loops allows quick fitting.
- › Possibility of adding a work position belt - EN358: STYXBELT.
- › Straps with protection to avoid rubbing at the neck.
- › 2 organiser gear loops to the hips.
- › 2 connector hook loops to the shoulders.
- › Differentiation in color between left and right parts to facilitate the setting up.
- › 2 mini organiser gear loops to attach WORKSTATION accessories.



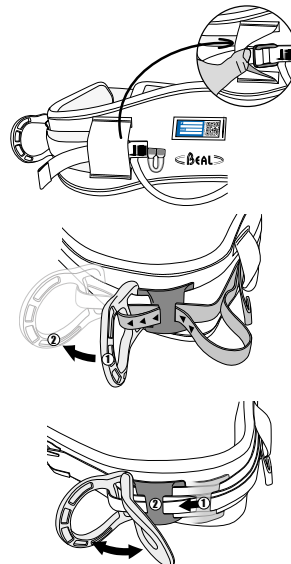
BHPSTF

WORKSTATION BELT

STYX BELT



Workstation belt. This adjustable belt makes it possible to adjust positioning rings to all morphologies or all situations by a simple sliding. The quick-release buckle offers a simple opening / closing. The belt is compatible with the STYXFAST harness.




BHPSTB



Strengths :

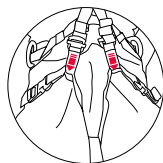
- › Two adjustable aluminum side rings.
- › A wide foamed belt for maximum comfort.
- › A quick buckle at the belt.
- › A large organiser gear loop.
- › Traceability: identification area.
- › 6 mini organiser gear loops to attach WORKSTATION accessories.



FALL ARREST, ROPE ACCESS AND WORK POSITIONING HARNESS

SOLACE

Harness for work positioning, suspension and fall arrest.

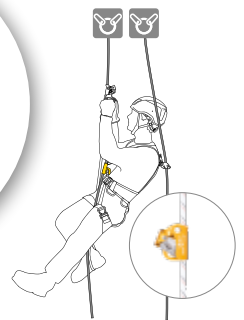


Solace S : BHPSO.1
Solace M-L : BHPSO.2
Solace XL : BHPSO.3

SOLACE HOLD UP

Harness for work positioning, suspension and fall arrest perfectly configured for rope access.

Very effective at ascending ropes thanks to the low position of the HOLD UP and its parallel orientation to the body.



Solace Hold up S : BHPSO0.1
Solace Hold up M-L : BHPSO0.2
Solace Hold up XL : BHPSO0.3

Comfort :

- › Junction before thighs-adjustable belt for better adaptation to morphology.
- › In the front area, shoulder straps spread out with a clearance at the neck. This clearance is accentuated by the use of narrowed strap.
- › Paddings of sliding thighs along the strap.
- › Rear thigh-belt-adjustable junction.
- › Significant height of the belt with comfort extended on the upper edge, pleasant in suspension.

Ergonomics :

- › Y-shaped straps to allow for a better positioning of the dorsal attachment point
- › A quick release buckle on one shoulder strap allows for easy fitting without deregulating the harness
- › Two quick release buckles on the leg loops
- › Removable elastic to keep the chest ascender upright on the harness.
- › Easy connection of the shoulder straps at the bottom of the harness thanks to the FLAT LINK connector that can also accommodate the HOLD UP chest ascender.

Traceability :

- › A window at the back of the belt for simplified identification.

Accessories :

- › On each shoulder there is a reusable fuse loop for storing the connectors of the fall arrest lanyards. In the event of a fall the stored lanyard will release allowing the fall arrest lanyard to uninterruptedly absorb energy.
- › Each shoulder also has passing Velcro to position a fall arrest lanyard or radio.
- › Five equipment loops.
- › Six mini equipment loops to attach WORK STATION accessories.



HERO PRO

A fall arrest and work positioning harness.



Hero Pro S : BHPH.1
Hero Pro M-L : BHPH.2
Hero Pro XL : BHPH.3



Hero Pro Black S : BHPH.1.BK
Hero Pro Black M-L : BHPH.2.BK
Hero Pro Black XL : BHPH.3.BK

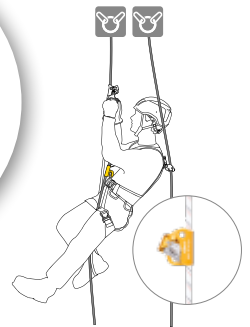
Comfort :

- › X shaped shoulder straps increase comfort and ensure excellent load distribution
- › The padded shoulder straps are held apart to minimise neck chafing.
- › The waist belt's two lateral attachment loops can be folded back to minimise hindrance
- › The dorsal attachment point is made from steel.

HERO PRO HOLD UP

A fall arrest and work positioning harness with ascender to aid rope ascents.

The harness is equipped with the HOLD UP compact chest ascender that is optimised for ascending ropes. The HOLD UP is designed to stay parallel to the user's body allowing the rope to slide easily through the device, making it particularly user friendly.



Hero Pro Hold up S : BHPHO.1
Hero Pro Hold up M-L : BHPHO.2
Hero Pro Hold up XL : BHPHO.3

- › Two opening quick release buckles (one per leg loop) enable the harness to be easily fitted even with cumbersome footwear.
- › A FLAT LINK connector allows the shoulder straps to be easily connected to the lower part of the harness and is compatible with the HOLD UP chest ascender. Its flat working surface ensures the webbing is properly seated.
- › 4 large, pre-shaped gear loops are positioned around the waist belt to easily accommodate equipment.
- › Mini gear loops compatible with item of the WorkStation.

ROPE ACCESS AND WORK POSITIONING HARNESS

HERO SIT

Work positioning and rope access harness.

Hero sit S : BHPHS.1
 Hero sit M-L : BHPHS.2
 Hero sit XL : BHPHS.3



Strengths :

- › The semi-rigid leg loops and waist belt assure optimal pressure distribution where the body is in contact with the harness.
- › The waist belt and leg loops are lined with a breathable foam, increasing comfort and reducing perspiration.
- › The waist belt's two lateral attachment loops are articulated to minimise hindrance.
- › Two double action opening quick release buckles (one per leg loop) enable the harness to be easily fitted even with cumbersome footwear.
- › The rear of the waist belt contains an area to allow personal marking such as your company's name .
- › 3 large, pre-shaped gear loops are positioned around the waist belt to easily accommodate all equipment.
- › 4 mini gear loops can be used to attach 'AIR-LEASH' extendable tool holders or 2 'TOOL-BUCKET' tool pouches.
- › Compatible with the AIR TOP and YPSILON chest harness to create a full body harness EN 361.



HERO SIT + AIR TOP

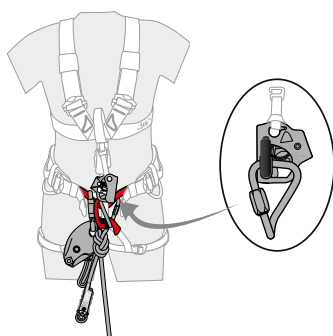


HERO SIT + YPSILON

SHAOLIN

A lightweight fall arrest and work positioning harness.

Shaolin S : BHPSH.1
 Shaolin M-L : BHPSH.2
 Shaolin XL : BHPSH.3



Strengths :

- › This harness benefits from new technology in the PRO range: WEB CORE technology provides exceptional levels of comfort thanks to optimal pressure distribution on hips and thighs. WEB CORE is a wide, thin and lightweight piece of webbing laser cut to the shape of the harness. This results in a more compact, lightweight and above all more comfortable harness.
- › Its ergonomic construction allows a large range of movement.
- › The low position of the ventral attachment point yields maximum progression when ascending ropes, whilst its large diameter provides the space for multiple connection to be made i.e. ascenders, connectors, descender and lanyards.
- › Two ways of attaching equipment:
 - A large ring provides the space for multiple karabiners and lanyards to be connected and accessed easily during a rescue.
 - Two textile attachment points for connecting lanyards metallic devices on both sides of the ring.
- › 2 lateral attachment points EN 358.
- › 1 dorsal attachment point for winching.
- › A handle can be fitted at the back for rescue use.
- › 5 gear organisers, 4 gear loops and 6 fabric loops to connect parts of the WORK STATION range.
- › Replaceable rear elastics on leg loops.
- › Traceability via an identification area.
- › Compatible with the AIR TOP and YPSILON chest harness to create a full body harness EN 361.



SHAOLIN + AIR TOP



SHAOLIN + YPSILON

RESCUE HARNESS

DRAGON

A lightweight rescue harness. When combined with the DRAGON TOP it can be used for fall arrest and work positioning.



Dragon S-M : BHPD.1
Dragon L-XL : BHPD.2

Strengths :

- › Padded legloops for good position and comfort
- › Different legloop colour for ease of fitting (left:yellow/right:black)
- › Two textile lateral attachment on the belt for evacuation (EN358)
- › One yellow rear attachment on the belt for evacuation
- › Four gearloops, two straps to hold tools and six mini gearloops compatible with WORKSTATION
- › Compatible with DRAGON TOP to create a full harness

TRI-ANGEL

Evacuation triangle for vertical rescues.

Strengths :

- › Straightforward positioning using 2 adjustable straps.
- › The straps, which are a different colour to the rest of the triangle, assist with both the





ease and speed of deployment of the TRI-ANGEL onto the casualty.

- › The TRI-ANGEL adjusts in size to match the casualty using a webbing positioning scale with 3 settings.
- › Marked with a unique serial number. Includes an area to allow personal marking such as your company's name.





HARNESSES ACCESSORIES

| Model | Size | Waist | Leg loop | Chest loop | Height | Chest height | Certification | Weight | Sternal attachment points | Dorsal attachment points | Ventral attachment points | Hip attachment points | |
|------------------------------|---|--------------------------|----------|------------|-----------|--------------|---------------|---------------------------------|---------------------------|--------------------------|---------------------------|-----------------------|---|
| HARNESSES ACCESSORIES | | | | | | | | | | | | | |
| Dragon Top |  | Universel | - | - | 60-140 cm | 155-200 cm | - | EN 361:2002 | 470 g | ✓ | ✓ | ✓ | - |
| Air Top |  | Universel | - | - | 60-110 cm | 155-200 cm | - | CE EN 361 CE EN 12277 type D | 370 g | ✓ | - | ✓ | - |
| Ypsilon |  | Universel | - | - | 60-140 cm | 155-200 cm | - | EN 361:2002 | 370 g | ✓ | - | ✓ | - |
| Air Sit |  | Universel 50x28x12 cm | - | - | - | - | - | EN 361:2002 | 1400 g | - | - | - | - |

TOP DRAGON

Lightweight, adjustable Y-shaped torso compatible with DRAGON harnesses for a complete harness. Easy to put on and comfortable, it keeps the operator in an upright position in case of a fall. Two fall arrest attachment points: sternal and dorsal.

Strengths :

- › Dorsal attachment point in textile in order to reduce the damage in confined environment
- › Shoulder with narrow part in order to reduce the friction on the neck area
- › Gear loops on each shoulder
- › Dedicated attachment on each shoulder top for a vertical evacuation
- › Webbing to maintain chest ascender in an upright position



BHPTD

AIR TOP

Adjustable chest harness with figure of 8 shape for use with a HERO SIT or SHAOLIN sit harness. This comfortable harness ensures the user remains in an upright position during a fall.

Strengths :

- › Figure of 8 shape provides freedom of movement and distributes pressure around the chest evenly.
- › 2 adjustment buckles to adjust the length of the shoulder straps.
- › A single adjustment buckle allows the sternal attachment point to be correctly positioned in relation to the user, regardless of their physique.
- › A reinforced webbing fall arrest attachment point is ideal in confined spaces allowing progression without hindrance.
- › Can easily be fitted with an elastic positioning strap for the chest ascender.
- › Large elastic retainers help tidy the chest ascender's webbing.



BHAT

YPSILON

Lightweight and adjustable Y-shaped chest harness compatible with HERO SIT and SHAOLIN sit harnesses. Comfortable and easy to fit, it ensures the user remains in an upright position during a fall.

Strengths :

- › Lightweight
- › Adjustments are made using a front buckle at shoulder height and a dorsal rear buckle.
- › The shoulder strap slides through the sternal D-ring which provides a large range of movement and ensures ease of fitting.
- › A slight narrowing of the shoulder straps prevents chafing around the neck.
- › Multiple attachment points for the elasticated chest ascender retainer.
- › Two reinforced loops per shoulder strap can be used to attach scaffolding hooks.



BHPY

AIR SIT

Stable and comfortable suspended work seat for rope access.

Strengths :

- › Triangulation of the 2 lateral attachment points assists stability.
- › Durable and breathable comfort padding.
- › 2 plastic lateral gear loops are pre-shaped for ease of clipping.
- › 4 mini gear loops are equally available on the sides to attach 'AIR-LEASH' extendable tool holders or 2 'TOOL-BUCKET' tool pouches.











BSAS

- › A ring under the seat can be used to attach a bag.



HELMET

| | | Size | Circumference | Chinstrap | Adjustment | Colors | Weight | Standard |
|--------------------------|---|----------------|---------------|-----------|---|---|--------|--------------------------------------|
| Quantum |  | Universel | 53 < 63 cm | 15-25 daN |  |  | 400 g | EN 397:2012+A1:2012 |
| Quantum Elec |  | Universel | 53 < 63 cm | 15-25 daN |  |  | 400 g | EN 397:2012+A1:2012 EN 50365:2002 |
| Quantum Visor |  | 230x110x100 mm | - | - | - | - | 50 g | CE EN 166 |
| Quantum V Protect |  | 230x110x100 mm | - | - | - | - | 63 g | - |

QUANTUM

Light helmet featuring an ABS shell with a polystyrene liner for optimal energy absorption in case of impact. Its chinstrap opens between 15 and 25 daN in order to avoid strangulation. Certified EN 397.



Strong points :

- › Very good ventilation thanks to its 6 openings. The position and the shape of the opening prevent from letting the water in.
- › Its setting up is extremely easy and user friendly.
- › 2 different systems to use a headlamp :
 - 4 hooks to attach the headlamp's band
 - 2 dedicated slots (1 in the front, 1 in the back) to slide in the headlamp.
- › Certified against lateral deformation and low temperature: -40°C.



BKPQ.W

BKPQ.Y

BKPQ.O

Compatible accessories :

- › Visor (QUANTUM VISOR) and visor protection (QUANTUM V PROTECT).
- › Card holder (QUANTUM CARD HOLDER) that can be slide in the slots at the front and the back.
- › Neck protection (QUANTUM NECK PROTECT).
- › Reflective Stickers (QUANTUM STICKERS).

QUANTUM ELEC

Light helmet featuring an ABS shell with a polystyrene liner for optimal energy absorption in case of impact. Its chinstrap opens between 15 and 25 daN in order to avoid strangulation. Certified EN 397 and EN 50365 against electrical hazards.

Strong points :

- › Its setting up is extremely easy and user friendly.
- › 2 different systems to use a headlamp :
 - 4 hooks to attach the headlamp's band
 - 2 dedicated slots (1 in the front, 1 in the back) to slide in the headlamp.
- › Certified against lateral deformation and low temperature: -40°C.



BKPQE

Compatible accessories :

- › Visor (QUANTUM VISOR) and visor protection (QUANTUM V PROTECT).
- › Card holder (QUANTUM CARD HOLDER) that can be slide in the slots at the front and the back.
- › Neck protection (QUANTUM NECK PROTECT).
- › Reflective Stickers (QUANTUM STICKERS).

QUANTUM VISOR

Eye visor compatible with QUANTUM and QUANTUM ELEC helmets. This visor can be protected from scratches with a visor protector.



BKPQV.S

QUANTUM V PROTECT

Visor protector, compatible with QUANTUM VISOR for QUANTUM and QUANTUM ELEC helmets. Avoids the visor from scratching when it is not in use.



BKPQV.P

QUANTUM NECK PROTECT

Textile neck protector compatible with QUANTUM and QUANTUM ELEC helmets. Its covering shape protects from the sun and rain.



BKPQNP

QUANTUM STICKERS

Reflective Stickers.



BKPQS

QUANTUM CARD HOLDER



BKPQC

CONNECTOR

| | | DIMENSIONS | OPENING | | | | weight | STANDARD |
|---------------------------|--|--------------|---------|-------|-------|-------|--------|---------------------------------------|
| O'Light | | 111 x 61 cm | 17 mm | 22 kN | 8 kN | 6 kN | 74 g | CE EN 362:2005/B CE EN 12275:2013⊗ |
| O'Light 3-matic | | 111 x 61 cm | 17 mm | 22 kN | 8 kN | 6 kN | 82 g | CE EN 362:2005/B CE EN 12275:2013⊗ |
| Be Quick | | 105 x 60 mm | 19 mm | 23 kN | 9 kN | 8 kN | 44 g | CE EN 362:2005/B CE EN 12275:2013⊕ |
| Be Link | | 108 x 66 cm | 21 mm | 26 kN | 8 kN | 7 kN | 65 g | CE EN 362:2005/B CE EN 12275:2013⊕ |
| Be Link Bi-matic | | 108 x 66 cm | 21 mm | 26 kN | 8 kN | 7 kN | 65 g | CE EN 362:2005/B CE EN 12275:2013⊕ |
| Be Link 3-matic | | 108 x 66 cm | 21 mm | 26 kN | 8 kN | 7 kN | 65 g | CE EN 362:2005/B CE EN 12275:2013⊕ |
| Be Lock | | 121 x 76 cm | 23 mm | 26 kN | 8 kN | 8 kN | 86 g | CE EN 362:2005/B CE EN 12275:2013⊕ |
| Be Lock 3-matic | | 121 x 76 cm | 23 mm | 26 kN | 8 kN | 8 kN | 100 g | CE EN 362:2005/B CE EN 12275:2013⊕ |
| Flat link Bi-matic | | 85 x 71 cm | 16 mm | 20 kN | 10 kN | 5 kN | 81 g | CE EN 362:2005/B |
| O'Smith | | 109 x 56 cm | 17 mm | 30 kN | 16 kN | 8 kN | 179 g | CE EN 362:2005/B CE EN 12275:2013⊕ |
| O'Smith 3-matic | | 109 x 56 cm | 17 mm | 30 kN | 16 kN | 8 kN | 198 g | CE EN 362:2005/B CE EN 12275:2013⊕ |
| Air-Smith | | 114 x 73 cm | 25 mm | 52 kN | 16 kN | 18 kN | 251 g | CE EN 362:2005/B CE EN 12275:2013⊕ |
| Air-Smith 3-matic | | 114 x 73 cm | 25 mm | 52 kN | 16 kN | 18 kN | 251 g | CE EN 362:2005/B CE EN 12275:2013⊕ |
| Air-Hook Large | | 240 x 120 cm | 65 mm | 22 kN | - | - | 475 g | CE EN 362:2005/A |
| Air-Hook XL | | 360 x 165 cm | 110 mm | 25 kN | - | - | 920 g | CE EN 362:2005/A CE EN 362:2005/T |

QUICK LINKS

| | | WORKING LOAD LIMIT | BREAKING LOAD (kg) | WEIGHT | LENGHT | WIDTH | OPENING |
|--------------------------------|--|--------------------|--------------------|--------|---------|---------|---------|
| STANDARD GALVA 8 mm | | 700 | 3500 | 77 g | 73 mm | 34 mm | 11,4 mm |
| STANDARD GALVA 10 mm | | 1100 | 5500 | 137 g | 88 mm | 41,5 mm | 12 mm |
| LONG OPENING GALVA 7 mm | | 500 | 2500 | 60 g | 78,5 mm | 31 mm | 16 mm |
| PEAR GALVA 10 mm | | 720 | 3600 | 185 g | 118 mm | 65 mm | 20 mm |
| DELTA GALVA 8 mm | | 550 | 2750 | 88 g | 73 mm | 56 mm | 11 mm |
| DELTA GALVA 10 mm | | 990 | 4500 | 153 g | 87 mm | 66 mm | 12 mm |
| SEMI CIRCULAR 10 mm | | 990 | 4500 | 153 g | 86 mm | 65 mm | 10 mm |
| DELTA TWIST | | 600 | 3000 | 135 g | 93 mm | 62 mm | 12 mm |

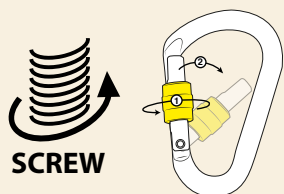
RIGGING PLATES AND SWIVEL

| | | DIMENSIONS | Compatible diameter | Maximum load | WEIGHT | STANDARD |
|--------------------|--|-----------------|-----------------------|--------------|--------|---------------------|
| AIR-PORT 4 | | 85,4 x 82,5 mm | MBS 45 kN WLL 9 kN | 23,5 mm | 92 g | CE UIAA 130:2021 |
| AIR-PORT 6 | | 84,5 x 173,6 cm | MBS 45 kN WLL 9 kN | 20 mm | 188 g | CE UIAA 130:2021 |
| TWIST'AIR B | | 150 x 83 cm | MBS 22 kN WLL 4 kN | 23,5 mm | 88 g | CE EN 354 |

PULLEYS

| | | DIMENSIONS | Sheave diameter | Rope diameter compatibility | Maximum load | Ball bearings | WEIGHT | STANDARD |
|--------------------------|--|-------------|-----------------|-----------------------------|--------------|---------------|--------|--------------------|
| Transf'Air 1 | | 118 x 83 cm | Ø 48,7 mm | 16 mm | MBS 30 kN | - | 270 g | CE EN 12278 : 2007 |
| Transf'Air 1 B | | 118 x 83 cm | Ø 48,7 mm | 16 mm | MBS 30 kN | ✓ | 280 g | CE EN 12278 : 2007 |
| Transf'Air 2 | | 150 x 83 cm | Ø 48,7 mm | 16 mm | MBS 30 kN | - | 475 g | CE EN 12278 : 2007 |
| Transf'Air 2 B | | 150 x 83 cm | Ø 48,7 mm | 16 mm | MBS 30 kN | ✓ | 500 g | CE EN 12278 : 2007 |
| Transf'Air Fixe | | 82 x 45 cm | Ø 22,4 mm | 12 mm | MBS 22 kN | - | 90 g | CE EN 12278 : 2007 |
| Transf'Air Fixe B | | 82 x 45 cm | Ø 26,2 mm | 13 mm | MBS 22 kN | ✓ | 120 g | CE EN 12278 : 2007 |
| Transf'Air Twin B | | 76 x 108 cm | Ø 26,2 mm | 13 mm cable or rope | MBS 30 kN | ✓ | 290 g | CE EN 12278 : 2007 |
| Transf'Air Mini | | 80 x 68 cm | Ø 27 mm | 11 mm | MBS 20 kN | - | 120 g | CE EN 12278 : 2007 |

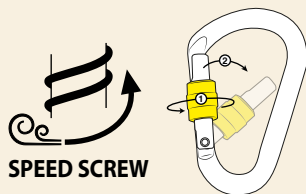
LOCKING CONNECTORS



SCREW

SCREWGATE CARABINER

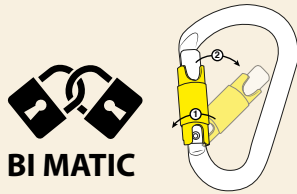
Screw lock, for infrequent use. Simple locking system by screwing up the barrel on the carabiner's gate. The gate is unlocked by unscrewing the barrel.



SPEED SCREW

FAST SCREWGATE CARABINER

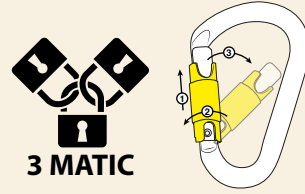
Screw lock, for infrequent use. Simple locking system by screwing up the barrel on the carabiner's gate. Ergonomic faceted ring



BI MATIC

BI MATIC CARABINER

Double action closure for frequent use. Intuitive unlocking by rotating the barrel. Locking by automatic return of the barrel on the carabiner gate.



3 MATIC

3 MATIC CARABINER

Autolocking triple action closure for frequent use. 3-step opening of the carabiner's gate with fast, autolocking closure. Accidental opening of the gate is prevented.

O'LIGHT

BMCLOL

Symmetrical aluminium oval shaped connector for use with equipment with swivelling side plates such as pulleys, rope clamps, mobile fall arrest devices, etc..



O'LIGHT 3 MATIC

BMCLOL3

Symmetrical aluminium oval shaped connector for use with equipment with swivelling side plates such as pulleys, rope clamps, mobile fall arrest devices, etc..



BE QUICK

BMCLBQ.col

Carabiner particularly suitable for frequent use as it is easy and quick to lock and unlock. It is very effective during repetitions of maneuvers on anchor.

Colours: Blue (B), Green (G), Orange (O)



BE LINK

BMCLBLN

Asymmetrical aluminium connector for lanyards or for use with belay devices. The asymmetrical shape helps to guide the device towards the connector's apex.



BE LINK BI MATIC

BMCLBLN2

Asymmetrical aluminium connector for lanyards or for use with belay devices. The asymmetrical shape helps to guide the device towards the connector's apex.



BE LINK 3 MATIC

BMCLBLN3

Asymmetrical aluminium connector for lanyards or for use with belay devices. The asymmetrical shape helps to guide the device towards the connector's apex.



BE LOCK

BMCLBL

Symmetrical aluminium screw gate connector with large capacity and opening to accommodate multiple items. Its generous loading surface and HMS shape facilitate its use with Clove and Italian hitches.



BE LOCK 3 MATIC

BMCLBL3

Symmetrical aluminium screw gate connector with large capacity and opening to accommodate multiple items. Its generous loading surface and HMS shape facilitate its use with Clove and Italian hitches.



O'SMITH

BMCL0S

Symmetrical oval shaped steel connector.



O'SMITH 3 MATIC

BMCL0S3

Symmetrical oval shaped steel connector.



AIR-SMITH

BMCLAS

High capacity asymmetrical steel connector with large opening to assist with connections to metal anchors. Its capacity allows it to accommodate multiple items.



AIR-SMITH 3 MATIC

BMCLAS3

High capacity asymmetrical steel connector with large opening to assist with connections to metal anchors. Its capacity allows it to accommodate multiple items.



FLAT LINK 3 MATIC

Symmetrical, trapezoidal shaped aluminium karabiner designed to connect the top and bottom parts of a full body harness. Its flat working surface ensures the webbing is properly seated. The FLAT LINK was designed to be compatible with the HOLD UP chest ascender.

BMCLFL





QUICK LINKS



- | | |
|-------------------------------|----------|
| 1 STANDARD GALVA 8 mm | BMMNZ08 |
| 2 STANDARD GALVA 10 mm | BMMNZ10 |
| 3 LONG OPENING GALVA 7 mm | BMMGOZ07 |
| 4 PEAR GALVA 10 mm | BMMpz10 |
| 5 DELTA GALVA 8 mm | BMMDZ08 |
| 6 DELTA GALVA 10 mm | BMMDZ10 |
| 7 MAILLON SEMI CIRCULAR 10 mm | BMMSCZ10 |
| 8 DELTA TWIST 9 mm | BMMDTZ09 |

AIR-HOOK LARGE

Auto-locking aluminium connector with large opening. Ideal for connections to cables, bars and beams.



BMC60

AIR-HOOK XL

Auto-locking aluminium connector with very large opening.



BMC110

RIGGING PLATES AND SWIVEL

AIR-PORT 4

Aluminium rigging plate which can accommodate 4 connectors.

Strengths :

- › 20 mm holes allow connectors with locking barrels to be inverted easily.
- › Individual serial number.



BMAP4

AIR-PORT 8

Aluminium rigging plate which can accommodate 8 connectors.

Strengths :

- › 20 mm holes allow connectors with locking barrels to be inverted easily.
- › Individual serial number.



BMAP8

TWIST'AIR B

Compact aluminium swivel with ball bearings to optimise performance even when loaded.

Strengths :

- › Individual serial number.
- › Ball Bearings.



BMSW

PULLEYS

TRANSF'AIR 1

Large single pulley with swivelling side plate. Stainless steel axle and washer. The sheave is mounted onto a bronze collar to promote a good level of efficiency. Maximum $\varnothing \leq 16$ mm.



BMP1

TRANSF'AIR 1B

Highly efficient single pulley with swivelling side plate and ball bearing mounted sheave. Its swivelling action allows the pulley to be positioned anywhere along the rope, whilst the ball bearings ensure maximum efficiency and durability. Ideal for intensive use with large rope diameters. Stainless steel axle and washers.



BMP1B

TRANSF'AIR 2

Large double pulley with swivelling side plate well suited for use in pulley systems. Stainless steel axle and washer. The sheave is mounted onto a bronze collar to promote a good level of efficiency. Maximum $\varnothing \leq 16$ mm.



BMP2

TRANSF'AIR 2B

Highly efficient double pulley with swivelling side plates thanks to a ball bearing mounted sheave. Its swivelling action allows the pulley to be positioned anywhere along the rope, whilst the ball bearings ensure maximum efficiency and durability. Ideal for intensive use with large ropes diameters. Stainless steel axle and washers.



BMP2B

TRANSF'AIR MINI

Compact and lightweight pulley with swivelling side plate. Stainless steel axle and washer. The sheave is mounted onto a bronze collar to promote a good level of efficiency. Maximum $\varnothing \leq 11$ mm.



BMPMINI

TRANSF'AIR FIXE

Compact and lightweight pulley with fixed side plates. Stainless steel axle and washer. The sheave is mounted onto a bronze collar to promote a good level of efficiency. Maximum $\varnothing \leq 12$ mm.



BMPF

TRANSF'AIR FIXE B

Pulley with fixed side plates and ball bearings for optimal efficiency. Its compact and lightweight nature make it easy to handle. Allows a pulley system to be set up by adding a component such as an ascender. Maximum \varnothing max ≤ 13 mm.



BMPFB

TRANSF'AIR TWIN B

A double pulley with two inline stainless steel sheaves mounted on ball bearings. The TRANSF'AIR Twin B is specifically designed for intensive use on rope or wire zip lines.



BMPTB



BEAL
MONITOR

EN12012:2009 B 011
EN12012:2009 107kg B 011-11
RESCUE 200kg B 011-11

GO

STOP

FALL ARREST

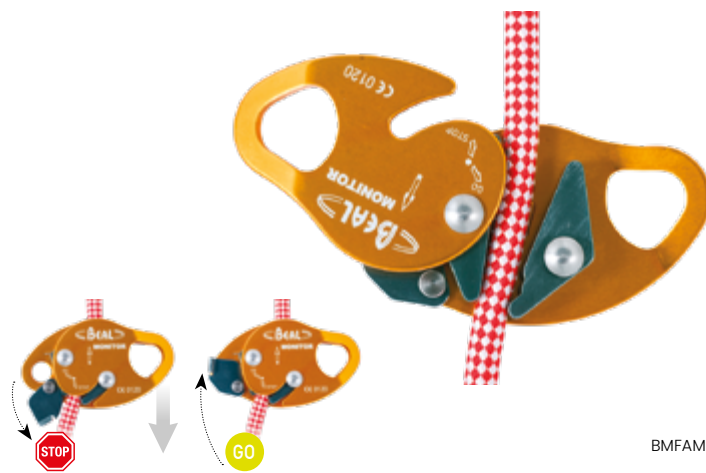
| | Compatible Diameter | Weight | Standard |
|--|---|---|---|
| Monitor  | Ø 11 < 13 mm | 170 g | EN 353-2:2002 EN 12841:2006 |
| SOFT AIR KIT  | 10 m | 1210 g | CE EN 353-2 (140 kg) |
| Air Kit 11 mm  | 10 m & 30 m : Orange 15 m & 50 m : Blue 20 m & 60 m : Red | 1430 g & 2600 g 1800 g & 4430 g 2080 g & 5200 g | CE EN 353-2 / EN 12841-A 100 kg CE EN 353-2 / EN 12841-A 100 kg CE EN 353-2 / EN 12841-A 100 kg |
| Mobile Lanyard  | 20 cm / 40 cm | 64 g | CE EN 354 |

MONITOR

Aluminium mobile fall arrest device with swivelling side plate.

Strengths :

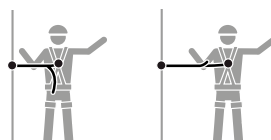
- › Mobile fall arrest device with camming action. Cam function reduces abrasion to the rope when activated.
- › Meets the requirements of the following standards: EN 353-2, EN 12841-A 100 Kg diameter 11-13 mm (EN1891).
- › Rescue : maximum 200 kg, ø11-13 mm.
- › Swivelling side plate allows for ease of installation on the rope.
- › A lateral brake converts the MONITOR into a rope clamp for work positioning.
- › Easily locks as a result of a fall.
- › Easily follows the operator both during ascent and descent.
- › Marked with a unique serial number.
- › The MONITOR can be complimented with a MOBILE-LANYARD and its 2 attachment points.



BMFAM

MOBILE-LANYARD

Lanyard with 2 attachment points. The MOBILE-LANYARD is certified to work with the MONITOR mobile fall arrest device, enabling it to be positioned away from the operator. Allows the operator to create a short or longer link dependant on their needs: Short link for work on a gentle slope or to limit the length of a fall (20 cm). Longer link to distance the rope from the operator and to gain freedom of movement (40 cm).



BFAL

Strengths :

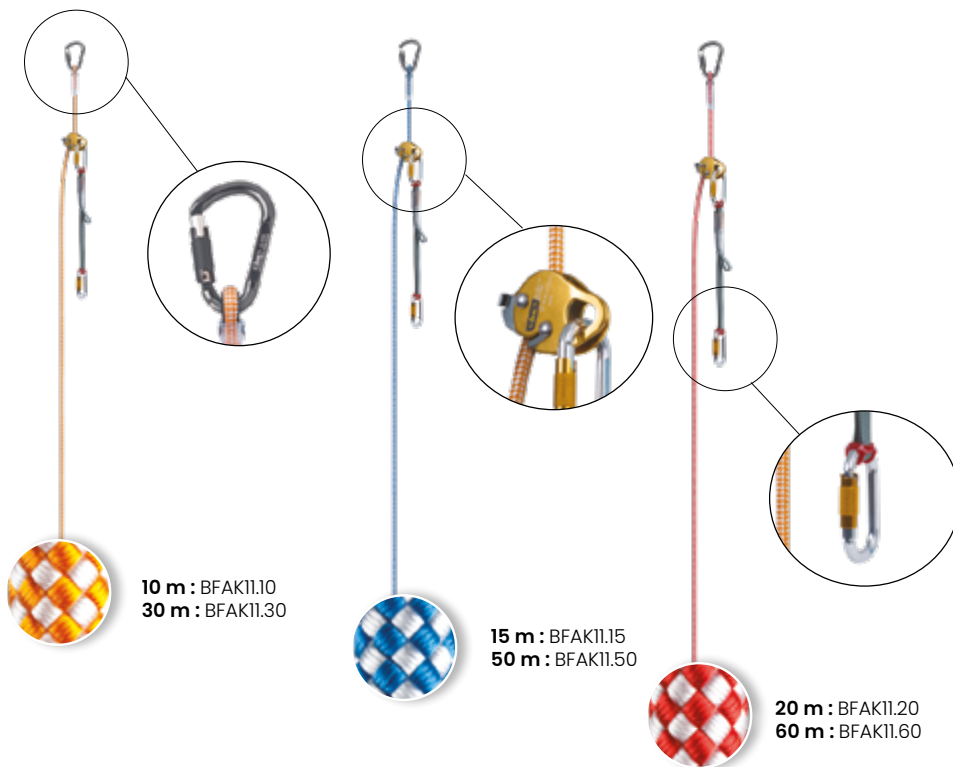
- › Includes two PINCH's to ensure the correct orientation of the connector at its extremity.
- › Marked with a unique serial number.

AIR-KIT 11mm

Specific kit to create a mobile fall arrest system (EN 353-2 and EN12841-A 100 Kg) especially adapted to vertical work or work on inclined surfaces.

Kit includes :

- ▶ A MONITOR mobile fall arrest device.
- ▶ A MOBILE-LANYARD with 2 positions: 20 cm and 40 cm.
- ▶ 2 O'LIGHT 3-MATIC connectors to attach the lanyard to both the MONITOR and the harness.
- ▶ Connectors: two O'LIGHT 3-MATIC and one BE LOCK 3-MATIC.
- ▶ A length of rope 10 m / 15 m / 20 m / 30 m / 50 m / 60 m, 11 mm diameter with a sewn termination protected by a thimble
- ▶ 1 BE-LOCK 3-MATIC connector to attach the rope to the anchor point.



Strengths :

- ▶ Removable cover allows the inspection of termination stitches
- ▶ Products marked with a unique serial number and equipped with a label to accommodate personal markings.
- ▶ Each length is represented by a colour for quick and efficient identification of both its length and diameter.

SOFT AIR KIT

100% textile fall protection kit developed for work on fragile surfaces in a vertical or inclined environment.

Pre-assembled kit including :



- ▶ a 10m rope length, 11mm in diameter with two sewn terminated rope endings.
- ▶ an 8mm VOLCANO Prusik acting as a rope clamp.
- ▶ one BE LOCK 3MATIC karabiner to connect the rope to the anchor point.
- ▶ one O'LIGHT 3MATIC to connect to the harness.

Strengths :

- ▶ Textile rope clamp protects sensitive surfaces from damage (roofs, solar panels, glass surfaces, etc.).
- ▶ The self-locking prusik works in both directions.



DESCENDERS

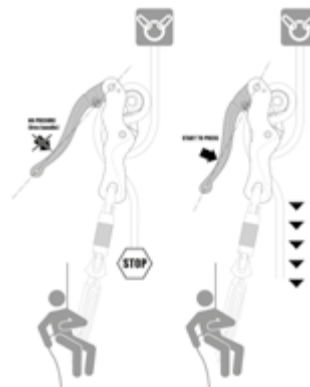
| | | Compatible Diameter | Weight | Standard |
|--------------------|---|---------------------|--------|----------------------|
| Air Stop |  | Ø 9 < 12 mm | 429 g | CE EN 341 / EN 12841 |
| Air Force 8 |  | - | 120 g | - |

AIR STOP

Auto-block descender with anti panic function for a single rope.

Strengths :

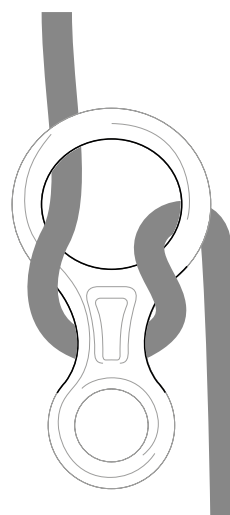
- › Maximum working load of 130 kg with 9 mm rope, and up to 200 kg with ropes from 10 to 12 mm.
- › Anti-panic function with 2 blocking positions.
- › The maximum authorised speed of descent is 2 m/s.
- › Useable on a wide spread of rope diametres from 9 to 12 mm (EN12841-C).
- › Long control lever for a more progressive feel.
- › Rope can be inserted into device without unclipping it.
- › Unique serial number.



BMDAS

AIR FORCE 8

Classic, robust and easy to use belay device. It is compatible with a large range of rope diameters whether single, double or twin. The friction can easily be varied whatever the condition of the ropes (frozen, wet, different diameters...).



BMDAF8



ROPE CLAMPS

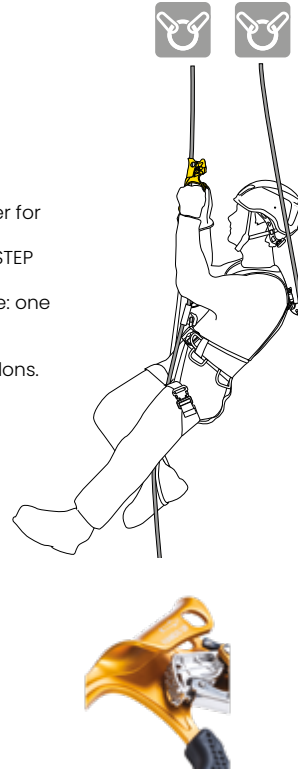
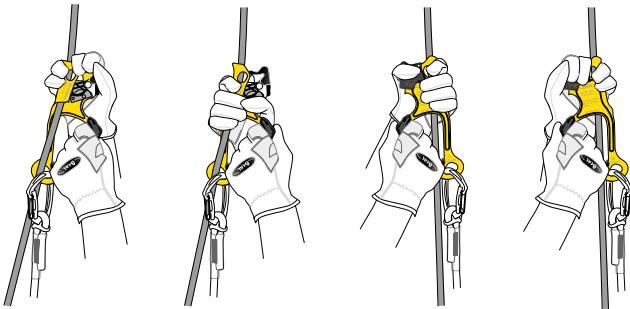
| | | Compatible Diameter | Weight | Standard |
|-----------------|---|---------------------|--------|------------------------------|
| Hands up |  | 8 < 13 mm | 265 g | EN 12841:2006 EN 567:2013 |
| Hold up |  | 8 < 13 mm | 90 g | EN 12841:2006 EN 567:2013 |
| Tract up |  | Ø 8 < 11 mm | 80 g | EN 567:2013 UIAA126:2018 |

HANDS UP

Handled ascender with ergonomic design to aid rope ascents with one or two hands.

Strengths :

- › Can be used to compliment the HOLD UP chest ascender or any other ascender for rope ascents
- › Large lower attachment hole easily accommodates the connector for the AIR STEP foot loop.
- › The ascender's shape allows it to be held with two hands when ascending rope: one on the side beneath the trigger and one above it.
- › The handle is reinforced to improve ergonomics and comfort.
- › Large lower attachment hole can accommodate multiple karabiners and maillons.
- › All-metal construction of the operating mechanism to increase durability
- › An ergonomic protruding lever facilitates cam operation.



BMBHAR

HOLD UP

A compact ventral ascender for ascending ropes

Strengths :

- › The attachment hole protrudes from the ascender's body at a 90 degree angle. This ensures the device remains both upright and parallel to the user's body and allows the rope to easily slide through the device.
- › Positioned low on the harness to maximise progression with every move.
- › All-metal construction of the operating mechanism to increase durability.
- › An ergonomic protruding lever facilitates cam operation.
- › Compatible with all PRO harnesses through the use of a FLAT LINK connector, which connects the harness to the ascender.



BMHBO

TRACT UP

Compact emergency rope clamps

Compatibility = 8 in 11mm
 Charge with maximal use in mode blocker: 2,5kN
 Breaking load in mode blocker: 4kN
 Materials: aluminum, stainless steel and silicone.



Strengths :

- › Allows the recovery and the lifting of light loads
- › Blocker of useful repair during laborers(operations) of mouflage and help
- › In help: back up line glide in 250 kg

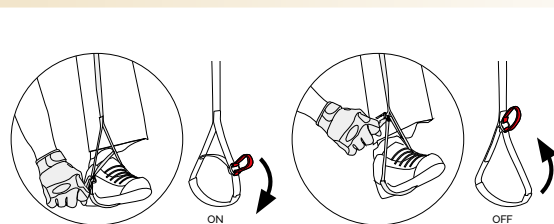
BMTR

AIR-STEP

Adjustable footloop with quick adjusting system around the foot for ascending fixed ropes with an ascender.

Strengths :

- › Quick adjusting system with ON / OFF function. In the ON position, the user's foot stays locked in the footloop. In the OFF position, the adjustment system does not engage, meaning the user's foot is not locked.
- › A large buckle facilitates adjustments of the footloop, even when wearing gloves.
- › A stiffener in the loop helps to place a foot inside it.
- › Reinforced with webbing to help protect against abrasion.



BSTEP



PRO RESCUE 40 II

Rescue bag ideal for rapid access operations. Capable of taking 30 metres 12,5 mm of rope and basic hardware.

PRO RESCUE 60 II

Rescue bag ideal for rapid access operations. Capable of taking 60 metres 12,5 mm of rope and basic hardware.

BSAC.PR40.2

| Capacity | Weight | Height | Width |
|----------|--------|--------|-------|
| 40 L | 900 g | 60 cm | 30 cm |

BSAC.PR60.2

| Capacity | Weight | Height | Width |
|----------|--------|--------|-------|
| 60 L | 1000 g | 60 cm | 35 cm |

PRO WORK 35

35 litre ergonomic transport bag including a waterproof external pocket.

| Capacity | Weight | Height | Width |
|----------|--------|--------|-------|
| 35 L | 1080 g | 70 cm | 30 cm |



BSAC.PW35

PRO WORK 45

Large 45 litre capacity transport bag specially adapted to heavy load carrying. A comfortable belt complements the ergonomic shoulder straps and a padded back. Waterproof exterior pocket and large under-lid pocket to cater for smaller personal items as well as lifetime record sheets. A transparent window aids in identification.

| Capacity | Weight | Height | Width |
|----------|--------|--------|-------|
| 45 L | 1525 g | 78 cm | 30 cm |



BSAC.PW45

PRO WORK 60

Very large 60 litre capacity transport bag with wide, stiff opening well adapted to rescue and large volume carrying requirements. A large waterproof transparent window allows you to see the sac contents. 2 very strong carrying handles help with handling heavy loads.

| Capacity | Weight | Height | Width |
|----------|--------|--------|-------|
| 60 L | 1825 g | 75 cm | 35 cm |



BSAC.PW60

COMBI PRO 40

Bag for professionals who require quick and easy access to their kit.



| Capacity | Weight | Height | Width |
|----------|--------|--------|-------|
| 38 L | 1960 g | 72 cm | 21 cm |



BSAC.CP40.BK

COMBI PRO 80

Bag for professionals who require a large volume, yet maintaining quick and easy access to their kit.



| Capacity | Weight | Height | Width |
|----------|--------|--------|-------|
| 45 L | 2500 g | 72 cm | 26 cm |



BSAC.CP80.BK

TOOL BUCKET II / TOOL BUCKET L II

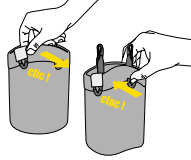
Medium size tool organiser bucket.

The CLIC CLAC system can be used to quickly close the bag and prevents loss of contents during transport.

Two mini external gear loops can be used to connect the BEAL AIR-LEASH extendable gear holder.

Two external mini karabiners can be used to connect the TOOL-BUCKET either to the HERO PRO, SYNCRO and STYX harness or to the AIR-SIT work seat.

| | Capacity | Weight | Height | Width |
|---------------|----------|--------|--------|-------|
| Tool Bucket | 3,4 L | 180 g | 25 cm | 16 cm |
| Tool Bucket L | 5 L | 215 g | 35 cm | 16 cm |



GENIUS BUCKET II

A 20 litre bucket for carrying tools as well as small screws and fittings thanks to the 3 GENIUS CLIC CLAC pockets attached to the inside. The large opening with stiffener allows easy access to its contents.

Strengths :

- › Easy, convenient access to tools.
- › CLIC CLAC pocket closure system.
- › Rigid carrying handle, with a minimum breaking load of 100kg
- › Waterproof pocket.
- › Reinforced base.



BSAC.GB.2

| Capacity | Weight | Height | Width | Max. load |
|----------|--------|--------|-------|-----------|
| 20 L | 1085 g | 40 cm | 40 cm | 50 kg |

GENIUS TOOL BUCKET II

A rigid 20 litre bucket for power tools such as a hammer drill, electric screwdriver or angle grinder; constructed with a clever 'twist and fold' function to reduce size for storage. Small gear loops on the outside and inside edges of the bag can be used to attach small CLIC CLAC pockets (TOOL BUCKET, GLASS BUCKET, LONG TOOL BUCKET) to organise your work station as you wish.

Strengths :

- › Easy, convenient access to tools
- › Additional BUCKETS can be added
- › Rigid carrying handle with a minimum breaking load of 100kg
- › 'twist and fold' function to reduce size for storage
- › Comfortable and adjustable shoulder strap helps to carry the bucket
- › Waterproof pocket
- › Reinforced base



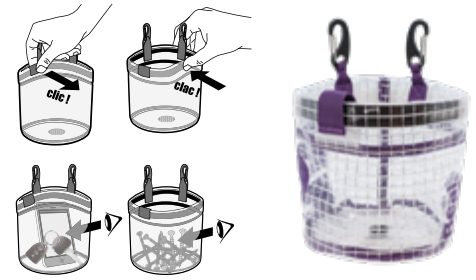
BSAC.GTB.2

| Capacity | Weight | Height | Width | Max. load |
|----------|--------|--------|-------|-----------|
| 20 L | 1085 g | 40 cm | 40 cm | 50 kg |



GLASS BUCKET II

A small transparent bucket for organising bolts, screws and other small items whilst leaving contents easily visible.
The CLIC CLAC express closure can be used to quickly close the bag and prevents loss of contents during transport.
2 external mini karabiners are fitted to connect the GLASS BUCKET to the GENIUS BUCKET, HERO PRO, SYNCRO and STYX harness or to the AIR-SIT work seat.



BSAC.GLB

| Capacity | Weight | Height | Width |
|----------|--------|--------|-------|
| 1,8 L | 115 g | 14 cm | 16 cm |

GENIUS II

Bags for carrying small tools and fastenings.
The clic clac express closure stops the pocket contents getting lost.
A magnetic plate allows temporary storage on the outside of the pocket.
Available as a single pocket and an assembly of 3 with external tool carriers.

| | Capacity | Weight | Height | Width | Max. load |
|--------|----------|--------|--------|-------|-----------|
| Simple | 1,5 L | 180 g | 25 cm | 15 cm | 50 kg |

- Strengths :
- ▶ Express closure.
 - ▶ Easy to attach to the harness.
 - ▶ Rigid opening.
 - ▶ Magnetic plate.



BSAC.G.2

TOOL BELT II

A waist belt with small gear loops for use with the TOOL BUCKET, LONG TOOL BUCKET, GLASS BUCKET, AIR LEASH and ATTRAC'TOOL.
Webbing gear loops positioned around the belt allow the tools to be secured where convenient.
The belt is reinforced to help spread out the weight of the tools on the waist.

| Mini waist measurement | Maxi waist measurement | Width | Weight |
|------------------------|------------------------|-------|--------|
| 70 mm | 130 mm | 50 mm | 190 g |



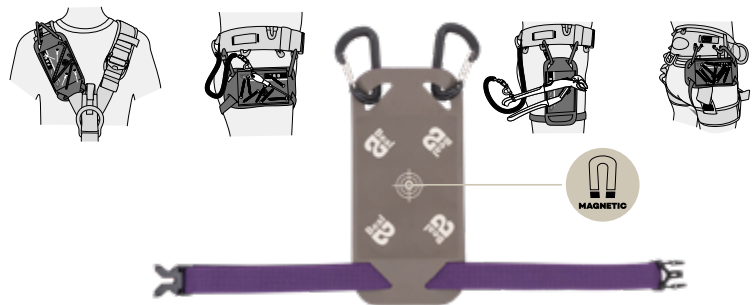
BATB.2

ATTRAC'TOOL II

A magnetic plate that allows you to temporarily attach a leash secured tool to an appropriate metal surface.
The ATTRAC'TOOL can be fixed to a belt or shoulder strap of the HERO PRO harness or to the small gear loops of a harness, BUCKET or TOOL BELT.

When fitted to a harness' waist belt, a strap can be clipped around the thigh to stop the magnet from lifting up when picking up the tool. The strap can also be used to hang the ATTRAC'TOOL from a railing.

The ATTRAC'TOOL is modular and can be positioned both vertically and horizontally depending on the tools used and the working environment.



BAAT.2

AIR LEASH II

An extendable gear loop allowing tools to remain attached whilst in use.

| Minimum length | Weight | Max length with 500g load | Max. load |
|----------------|--------|---------------------------|-----------|
| 45 cm | 55 g | 150 cm | 500 g |

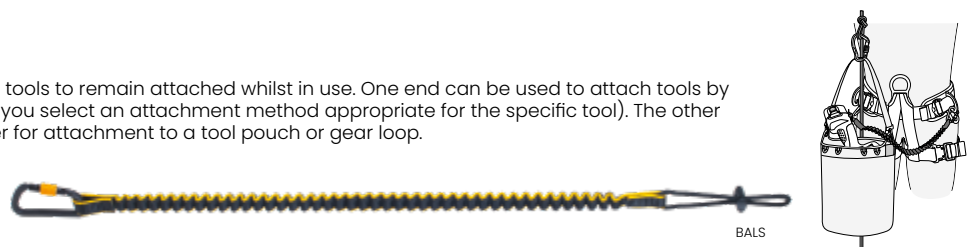


BALE.2

SUPER LEASH

A webbing based extendable gear loop allowing tools to remain attached whilst in use. One end can be used to attach tools by means of a girth hitch or slipknot (it is important you select an attachment method appropriate for the specific tool). The other end is equipped with a screwgate mini-karabiner for attachment to a tool pouch or gear loop.

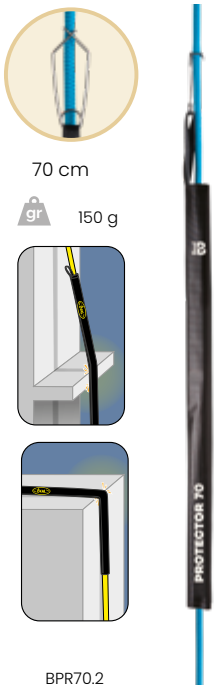
| Minimum length | Weight | Max length with 10kg load | Max. load |
|----------------|--------|---------------------------|-----------|
| 70 cm | 70 g | 115 cm | 10 kg |



BALS

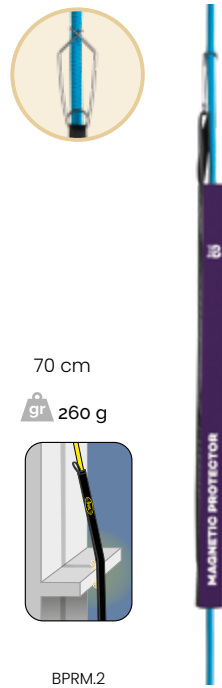


PROTECTOR II



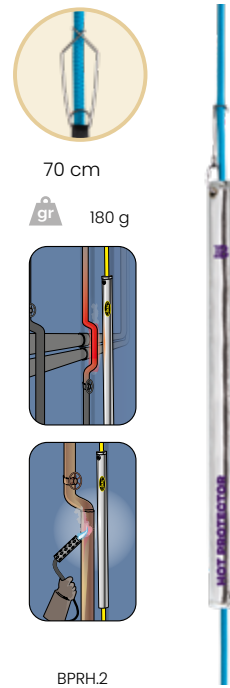
A rope can wear very rapidly over a sharp edge. To protect it, use the PROTECTOR, an ultra-solid rope protector made of two layers of coated material.

MAGNETIC PROTECTOR II



Rope protector reinforced on both sides by a tape for better abrasion resistance. Installation facilitated by a magnetic closure.

HOT PROTECTOR II



Made of glass fibre and aluminium, the HOT PROTECTOR is a patented rope protector resistant to heat, welding spatter, angle grinder, or a blowlamp flame - for a short time. Placement is facilitated by a magnetic closure.

ROPE DEFENDER



Flexible sleeve made from coiled steel which serves to protect ropes from sharp edges. Thanks to its flexibility, it adapts to all angles. The spirals that are in contact with the edge squeeze together under the rope's movement therefore ensuring total protection. The steel sleeve is virtually indestructible. Its reinforced rubber protecting cover exists as a separate part and may be easily replaced.

CROCO

Universal clamp to secure different rope protectors onto a rope. The CROCO replaces the use of cord with a Prusik loop and other temporary attachment methods. Fitted with a cable and a small karabiner, it attaches easily to any rope protector on the market. Being independent of the rope protector, the CROCO can be reused when the rope protector has to be replaced.

Strengths :
Adapts to all ropes from 9 to 12 mm.
Attaches quickly to all rope rotectors on the market.
Reusable.

Length: 23 cm
Weight: 40 g



EDGE GUARD

Rope protector in stainless steel to protect a rope moving over a sharp edge.

Strengths :
 ▶ Modulable - can be linked together with maillon rapides.
 ▶ Secure with 2 cords (supplied).
 ▶ 2 side plates prevent the rope from leaving the rail.



FALL ARREST KIT 10 M STYX

A complete pre-assembled solution to protect against falls from height, it includes :

- A Mobile Fall Arrest device, called the Monitor, which comes with a block mode.
- A Mobile-Lanyard for the MONITOR with the option of 2-positions: 20 cm and 40 cm.
- 2 x O'Light 3 Matic karabiners to connect the mobile-lanyard: on one end to the Monitor, on the other end to the harness.
- 1 Be Lock 3 Matic karabiner to connect the rope to the anchor.
- A 10-metre 11mm Industry rope with a sewn termination in the rope end.
- A light STYX fall arrest harness with 2 attachment points: 1 sternal and 1 dorsal.
- A carry bag.



BFAKIT.10

FALL ARREST KIT 10 M STYX FAST

A complete pre-assembled solution to protect against falls from height, it includes :

- A Mobile Fall Arrest device, called the Monitor, which comes with a block mode.
- A Mobile-Lanyard for the MONITOR with the option of 2-positions: 20 cm and 40 cm.
- 2 x O'Light 3 Matic karabiners to connect the mobile-lanyard: on one end to the Monitor, on the other end to the harness.
- 1 Be Lock 3 Matic karabiner to connect the rope to the anchor.
- A 10-metre 11mm UNICORE Access rope with a sewn termination in the rope end .
- A light STYX FAST fall arrest harness with 2 attachment points: 1 sternal and 1 dorsal.
- Quick release buckles on the leg loops and a padded back allow for quick fitting.
- A carry bag.



BFAKIT.10.FAST

HEADLAMPS

FF120



BEFF120.BK

A headlamp with 2 surprisingly powerful light sources in relation to its size: 120 lumens in maximum mode with an 120 m throw yet weighing in at only 96 g. «Continuous Power» in Medium mode.

FF210 R



BEFF210.BK

A powerful rechargeable headtorch able to simultaneously provide both close proximity lighting as well as long distance lighting. Its two buttons allow a second light source to be switched on and off independently whilst maintaining the first. The torch can be recharged using USB but equally works with AAA batteries. The FF210R uses Continuous Power for all its settings when used with the rechargeable battery.

ACCESSORIES

ROPE MARKER

Beal has developed a special ink for marking ropes in the middle. This ink is water and abrasion resistant and does not alter the polyamid. Your mid-rope is clearly visible: you reduce the risks associated with a rope that's too short.



BRM2

ROPE CLEANER

The BEAL Rope Cleaner is a nonaggressive eco detergent certified by Ecocert to clean ropes & harnesses. This formula was developed thanks to the traditional method of Marseille soap in cauldron and made from Coprah oil.



BRCE

ROPE CUTTER



BCUT


ROPE BRUSH

A brush specifically created to clean ropes. Adapts easily to different diameters. Twist the brush onto the rope then run the rope through the brush while holding it firmly under water.



BRB

ROPE TAPE



BRT

MARKING TICKET KIT

2 cm x50 BRE

MARKING TICKET KIT XL

8,5 cm x25 BREP

The kit consists of non-rotting labels and heat-shrink sheath to allow you to replace old rope endings, but more importantly to let you establish your own rope traceability. The label is non-tear and waterproof, the heatshrink cover is very abrasion resistant.



We believe in **FRIENDSHIP.**



BEAL • 38780 Pont-Evêque • France

Tel: +33 (0)4 74 78 88 88
commercial@beal-planet.com

beal-planet.com

BCATAPRO.GB EN ST

